



2017-2018 IUPUI JAGUARS BASKETBALL

IUPUI

SCHEDULE/RESULTS (7-11, 4-3 HORIZON)

Date	Opponent	Result/Time
Nov. 3	# Carroll Univ.	W, 65-56
Nov. 11	at Bradley	L, 53-68
Nov. 13	Anderson	W, 75-43
Nov. 17	at Eastern Illinois	L, 79-80
Nov. 21	Morehead State	W, 67-61
Nov. 28	at Western Illinois	L, 77-90
Dec. 2	at Ball State	L, 64-83
Dec. 6	SIUE	L, 81-82
Dec. 10	at No. 21/21 Purdue	L, 61-86
Dec. 16	at Washington State	L, 59-72
Dec. 18	at No. 12/12 Gonzaga	L, 71-101
Dec. 22	IU Kokomo	W, 87-76
Dec. 28	*at Northern Kentucky	L, 59-77
Dec. 30	*at Wright State	L, 52-60
Jan. 2	*at Green Bay	W, 67-63
Jan. 4	*UIC	L, 65-70
Jan. 10	*Milwaukee	W, 72-71
Jan. 12	*Green Bay	W, 67-61
Jan. 16	*Detroit Mercy	W, 81-66
Jan. 18	*at Cleveland State	7:00 pm
Jan. 20	*at Youngstown State	7:00 pm
Jan. 27	*at UIC	4:00 pm
Feb. 2	*at Detroit Mercy	7:00 pm
Feb. 4	*at Oakland	12:00 pm
Feb. 8	*Cleveland State	7:00 pm
Feb. 10	*Youngstown State	1:00 pm
Feb. 16	*at Milwaukee	8:00 pm
Feb. 19	*Oakland	7:00 pm
Feb. 23	*Wright State	11:00 am
Feb. 25	*Northern Kentucky	1:00 pm
Mar. 2	HL Tourney (1st rd)	tba
Mar. 3	HL Tourney (2nd rd)	tba
Mar. 4	HL Tourney (3rd rd)	tba
Mar. 5	HL Semifinals	tba
Mar. 6	HL Championship	tba

denotes exhibition
* denotes Horizon League games
& denotes Horizon League Tournament games

MEDIA COVERAGE

TV: ESPN3
Video Stream: ESPN3
Audio: none
Live Stats: IUPUIJags.com
Twitter: @IUPUIJaguars / @IUPUIMensBball

MBB CONTACT

Ed Holdaway - IUPUI Assistant AD
Email: eholdawa@iupui.edu
Twitter: @EdHoldaway
Cell: 317-908-2645

'03 NCAA TOURNAMENT, 2010 CBI

IUPUI (7-11, 4-3 HL) at CLEVELAND ST. (4-15, 1-5 HL)

Thursday, January 18, 2018 • 7:00 p.m. • Cleveland, Ohio • Wolstein Center (13,610)



STAT BREAKDOWN

IUPUI (7-11, 4-3)	Cleveland St. (4-15, 1-5)
68.7	PPG 68.4
72.8	Opp. PPG 75.1
42.3%	FG% 43.3%
48.1%	Opp. FG% 46.8%
33.6 (-0.6)	RPG (Margin) 30.2 (-7.9)
34.0%	3FG% 32.3%
65.2%	FT% 67.8%
14.0 (+1.4)	TO/G (Margin) 13.1 (+1.8)
261	RPI 339

SERIES BREAKDOWN

Overall:	2-0
Gardner vs. Cleveland State:	0-0
in Cleveland:	1-0
in Indianapolis:	1-0
neutral:	0-0
Last Meeting:	Dec. 18, 2002
Outcome:	IUPUI 90-74 (at CSU)
Streak:	IUPUI has won 2
Quick Notes:	IUPUI has won the two meetings by an average of 16.5 points per game

THE JAGUARS



PROBABLE STARTERS (based on last game)

No.	Name	Yr.	Pos.	Ht.	Hometown	PPG	RPG	APG	FG%	3FG%	FT%
10	Nick Rogers	So.	G	6-1	Indianapolis, Ind.	5.1	1.7	3.5	.268	.250	.727
22	D.J. McCall	Jr.	G	6-6	Fort Wayne, Ind.	6.5	4.4	1.8	.478	.400	.464
25	Ron Patterson	Sr.	G	6-2	Indianapolis, Ind.	11.2	2.9	2.0	.420	.357	.882
24	Evan Hall	Jr.	F	6-7	Hindman, Ky.	7.4	5.3	0.6	.439	---	.283
45	Aaron Brennan	Sr.	F	6-6	Noblesville, Ind.	12.5	4.4	1.9	.447	.290	.787

OFF THE BENCH

0	Jaylen Minnett	Fr.	G	6-1	Terre Haute, Ind.	7.2	1.3	1.3	.400	.405	.833
1	T.J. Henderson	Jr.	G	6-0	Indianapolis, Ind.	10.2	2.6	1.9	.403	.329	.796
12	Chad Hudson	So.	G	5-11	Jeffersonville, Ind.	1.5	0.2	0.3	.400	.000	.714
31	Maurice Kirby	Gr.	F	6-9	Chandler, Ariz.	5.3	4.4	0.5	.519	---	.556
32	Elyjah Goss	R-Fr.	F	6-7	Bolingbrook, Ill.	3.9	3.4	0.4	.406	.300	.842
40	Evan Borgman	R-Fr.	F	6-9	Batesville, Ind.	1.3	0.8	0.0	.400	.000	1.000

QUICK HITTERS

- IUPUI comes in having won three-in-a-row and four of five games after opening Horizon League play 0-2. During the three-game winning streak, IUPUI is outscoring opponents by 7.3 points per game and holding opponents to 42.1 percent shooting.
- The Jaguars are ranked 62nd in the country in turnovers forced (15.4 to/gm) and 64th in offensive rebounds per game (12.1 rpg). **Evan Hall** (2.2 rpg) and **D.J. McCall** (2.0 rpg) lead the Jaguars in offensive caroms.
- In seven league games, senior **Aaron Brennan** (13.6 ppg) leads a balanced attack as the Jags' top seven players averaging between 6-14 points per game. **Ron Patterson** (10.4), **T.J. Henderson** (8.3), **Nick Rogers** (7.1), **D.J. McCall** (7.1), **Jaylen Minnett** (6.7) and **Evan Hall** (6.6) make up that group.
- IUPUI is over .500 in league play for the first time since closing the 2015-16 year at 9-7 in Summit League play. Last season, IUPUI never got above .500 in league play last year, although the Jaguars did open Summit League play at 3-3.
- Aaron Brennan** is the lone IUPUI player to have started all 18 games this season. Gardner has used six different combinations with eight different players having made at least one start. However, IUPUI has used the group of **Brennan**, **Evan Hall**, **Nick Rogers**, **D.J. McCall** and **Ron Patterson** the past 11 games.
- IUPUI has opened the season 2-2 in all four years since Gardner took over and never gotten back to .500 at any point in the seasons. All four years, the Jags have begun at 2-2 and dropped the fifth and sixth games of the season.
- IUPUI made the move to the Horizon League in the offseason after spending 19 years at the Division I level as a member of The Summit League. The Jaguars were picked to finish tenth in the league according to the preseason polls and no member of the Jaguars' roster earned preseason plaudits.
- The Jaguars graduated their top three players from a season ago in seniors **Darell Combs** (16.8 ppg, 63 3's), **Matt O'Leary** (13.9 ppg, 6.1 rpg, 68 3's) and **Kellon Thomas** (9.5 ppg, 90 FT%). All three started all 32 games last season and Combs (Italy) and O'Leary (Spain) signed to play overseas this season.

2017-2018 ROSTER

NUMERIC ROSTER

##	Name	Pos.	Ht.	Wt.	Yr.	Hometown/High School (Previous)
0	Jaylen Minnett	G	6-1	180	Fr.	Terre Haute, Ind./Terre Haute South
1	T.J. Henderson	G	6-0	160	Jr.	Indianapolis, Ind./Scecina
5	Camron Justice #	G	6-3	180	Jr.	Hindman, Ky./Knott County Central (Vanderbilt)
10	Nick Rogers	G	6-1	170	So.	Indianapolis, Ind./Traders Point Academy (Toledo)
12	Chad Hudson	G	5-11	175	So.	Jeffersonville, Ind./Jeffersonville / Don Bosco Prep
15	Ahmed Ismail #	C	7-1	260	Sr.	Cairo, Egypt/Nakhas Zagazig (Manhattan)
22	D.J. McCall	G	6-6	190	Jr.	Fort Wayne, Ind./Concordia Lutheran
24	Evan Hall	F	6-7	200	Jr.	Hindman, Ky./Knott County Central
25	Ron Patterson	G	6-2	200	Sr.	Indianapolis, Ind./Broad Ripple (Syracuse)
31	Maurice Kirby	F	6-9	240	Gr.	Chandler, Ariz./Basha (Loyola [Ill.])
32	Elyjah Goss	F	6-7	190	R-Fr.	Bolingbrook, Ill./Plainfield East
40	Evan Borgman	F	6-9	205	R-Fr.	Batesville, Ind./Jac-Cen-Del
45	Aaron Brennan	F	6-6	225	Sr.	Noblesville, Ind./Guerin Catholic
	Trevor Johnson #	G	6-2	170	Jr.	Flagstaff, Ariz./Flagstaff (Mesa [Ariz.] C.C.)
	Mike Sagay #	F	6-7	200	So.	Bloomfield, Conn./St. Thomas More (Boston College)

will sit out the 2017-18 season as a Division I transfer; ^ expected to redshirt the 2017-18 season

COACHING STAFF

Head Coach:	Jason Gardner
Alma Mater:	Arizona, '11
Career Record:	(44-69; 4th season)
IUPUI Record:	(44-69; 4th season)
Conference Record:	(26-29; 4th season)
Associate Head Coach:	Matt Crenshaw
Alma Mater:	IUPUI, '04
Assistant Coach:	Roy Hairston
Alma Mater:	Purdue, '97
Assistant Coach:	Matt Bringman
Alma Mater:	Palm Beach Atlantic, '06
Senior Advisor:	Andy Fagan
Alma Mater:	Indiana, '01
Strength Coach:	Jason Quarles
Alma Mater:	IUPUI, '12

PRONUNCIATION GUIDE

Jaylen MINNETT	(min- NET)
ELYJAH Goss	(uh-lye- JUH)

RADIO / TV ROSTER



#0 - JAYLEN MINNETT
6-1 // Fr. // G
Terre Haute, Ind.



#1 - T.J. HENDERSON
6-0 // So. // G
Indianapolis, Ind.




#10 - NICK ROGERS
6-1 // So. // G
Indianapolis, Ind.



#12 - CHAD HUDSON
5-11 // So. // G
Jeffersonville, Ind.



#22 - D.J. McCALL
6-6 // Jr. // G
Fort Wayne, Ind.



#24 - EVAN HALL
6-7 // Jr. // F
Hindman, Ky.



#25 - RON PATTERSON
6-2 // Sr. // G
Indianapolis, Ind.



#31 - MAURICE KIRBY
6-9 // Gr. // F
Chandler, Ariz.



#32 - ELYJAH GOSS
6-7 // R-Fr. // F
Bolingbrook, Ill.



#40 - EVAN BORGMAN
6-9 // R-Fr. // F
Batesville, Ind.



#45 - AARON BRENNAN
6-6 // Sr. // F
Noblesville, Ind.



JASON GARDNER
Head Coach
4th season

CAREER DOUBLE-DIGIT PERFORMANCES/STARTS

Double-Digit Scoring Games

Name	Season	Career
Brennan	9	27
Goss	1	1
Hall	7	20
Henderson	11	24
Kirby	2	2
McCall	3	10
Minnett	4	4
Patterson	10	28
Rogers	1	1

20+ Point Scoring Games

Name	Season	Career
Brennan	3	3
Hall	0	1
McCall	1	2

Double-Digit Reb. Games

Name	Season	Career
Brennan	1	2
Goss	1	1
Hall	2	5
McCall	0	3

Double-Doubles

Name	Season	Career
Brennan	1	2
Hall	1	3

Games Started

Name	Season	Career
Brennan	18	60
Hall	17	51
Henderson	5	7
Kirby	1	1
McCall	15	52
Minnett	4	4
Patterson	17	27
Rogers	13	13

POLLS					HORIZON LEAGUE					
ASSOCIATED PRESS			COACHES		HORIZON LEAGUE STANDINGS			IUPUI IN HORIZON LEAGUE STATS		
Week 11 (Jan. 15)			Week 11 (Jan. 15)		through Jan. 17			as of Jan. 15 [denotes NCAA ranking]		
Rank	Team (1st)		Rank	Team (1st)	Team	Overall (Pct.)	HL (Pct.)	Category	HL [Nat Rk.]	Stat
1	Villanova (63)		1	Villanova (31)	Wright State	14-5 (.737)	6-0 (1.000)	Scoring	10th	68.0 ppg
2	Virginia (1)		2	Virginia	Northern Kentucky	12-6 (.667)	5-0 (.833)	Scoring Defense.....	5th	73.2 ppg
3	Purdue (1)		3	Purdue (1)	Oakland	12-8 (.600)	4-3 (.571)	Scoring Margin.....	8th	-5.2 ppg
4	Oklahoma		4	Wichita State	IUPUI.....	7-11 (.389)	4-3 (.571)	Free Throw %	9th	65.8%
5	Duke		5	Duke	UIC	8-11 (.421)	3-3 (.500)	Field Goal %	10th	41.8%
6	West Virginia		6	Oklahoma	Youngstown State.....	5-14 (.263)	3-3 (.500)	Field Goal % Def	9th	48.6%
7	Wichita State		7	West Virginia	Green Bay	8-13 (.381)	3-5 (.375)	3Pt Field Goal %	6th	33.2%
8	Texas Tech		8	Texas Tech	Milwaukee.....	9-11 (.450)	2-5 (.286)	3Pt Field Goal % Def....	7th	36.9%
9	Michigan State		9	Michigan State	Detroit Mercy	6-14 (.300)	2-5 (.286)	Rebounding Offense	9th	33.3 rpg
10	Kansas		10	Kansas	Cleveland State.....	4-15 (.211)	1-5 (.167)	Rebounding Defense ...	t-2nd.....	34.4 rpg
11	Xavier		11	Cincinnati	UPCOMING SCHEDULE					
12	Cincinnati		12	Xavier	Date	Game	Time	Rebounding Margin	8th	-1.1 rpg
13	Gonzaga		13	Gonzaga	1/18	UIC at Youngstown St.	7pm	Blocked Shots	t-5th.....	3.4 bpg
14	Arizona		14	North Carolina		IUPUI at Cleveland St.	7pm	Assists	t-6th	13.2 apg
15	North Carolina		14	Arizona State		Wright St. at Green Bay	8pm	Steals	6th	7.0 spg
16	Arizona State		16	Kentucky		Northern Ky. at Milwaukee	8pm	Turnover Margin.....	4th [98th]	+1.5/game
17	Auburn		17	Arizona	1/20	Northern Ky. at Green Bay	1pm	Assist/TO Ratio	t-6th	0.95 a/to
18	Kentucky		18	Clemson		UIC at Cleveland St.	3:30pm	Offensive Rebounds.....	2nd [58th].....	12.2 rpg
19	Seton Hall		19	Seton Hall		Oakland at Detroit Mercy	4pm	Defensive Rebounds....	10th	21.1 rpg
20	Clemson		20	Auburn		IUPUI at Youngstown St.	7pm	3Pt Field Goals Made...	8th	7.2/game
21	Tennessee		21	Tennessee		Wright St. at Milwaukee	8pm	Home Attendance.....	10th	894/game
22	Ohio State		22	Ohio State	1/25	Youngstown St. at Milwaukee	8pm	Player Horizon [Natl Rk.] Stat		
23	Michigan		23	Miami		Cleveland St. at Green Bay	8pm	Aaron Brennan		
24	TCU		24	Michigan	1/26	Detroit Mercy at Wright St.	7pm	FT Percentage	10th	81.4%
25	Miami		25	TCU		Oakland at Northern Ky.	9pm	Blocked Shots	t-10th	0.8 bpg
MID-MAJOR TOP 25					1/27	Youngstown St. at Green Bay	1pm	Scoring	t-18th	12.4 ppg
January 15						Cleveland St. at Milwaukee	2pm	Evan Hall		
Rk	Team (1st)	Record	Pts.	Prev.	Conf.	Off. Reb.	t-4th	2.3 rpg		
1.	Gonzaga (27)	16-3	771	1	West Coast	Rebounding	16th	5.2 rpg		
2.	Saint Mary's (4)	17-2	748	2	West Coast	D.J. McCall				
3.	New Mexico State	15-3	682	3	Western Athletic	Steals	t-1st [63rd]	1.9 spg		
4.	Louisiana	15-3	670	4	Sun Belt	Off. Reb.	t-7th	2.1 rpg		
5.	ETSU	14-4	605	5	Southern	Jaylen Minnett				
6.	South Dakota State	16-5	595	7	Summit	3FG Percentage	5th	40.6%		
7.	BYU	15-4	577	8	West Coast	Ron Patterson				
8.	Furman	13-5	490	6	Southern	3FG/Gm.	t-10th	2.2/game		
9.	Loyola Chicago	14-4	487	12	Missouri Valley	Steals	t-13th	1.2 spg		
10.	Stephen F. Austin	15-3	423	11	Southland	Scoring	24th	11.0 ppg		
11.	South Dakota	15-5	417	14	Summit	Nick Rogers				
12.	Missouri State	14-5	389	9	Missouri Valley	Assists	t-7th	3.4 apg		
13.	Wofford	12-5	350	17	Southern	Ast/TO Ratio	7th	1.7 ast/to		
14.	Georgia Southern	14-5	346	22	Sun Belt					
15.	Charleston	12-6	297	10	Colonial					
16.	Vermont	13-5	256	21	America East					
17.	Towson	13-6	254	13	Colonial					
18.	UC Santa Barbara	12-5	215	15	Big West					
19.	Buffalo	12-5	188	25	Mid-American					
20.	UNC Greensboro	12-5	182	18	Southern					
21.	Albany	14-5	169	23	America East					
22.	San Diego	13-5	130	19	West Coast					
23.	Murray State	13-4	98	20	Ohio Valley					
24.	Montana	13-5	87	NR	Big Sky					
25.	Wright State	13-5	74	NR	Horizon					

LAST TIME OUT

IUPUI scored a season-high 45 first half points and rolled to an 81-66 victory over Detroit Mercy, extending its season-best winning streak to three. The Jaguars connected on nine first half treys and finished 11-of-23 (47.8 percent) from deep, keyed by **Aaron Brennan's** 15-point (5-8 FG, 3-3 3's, 2-4 FT) effort. The Jags closed with four players in double-digits as **Ron Patterson** (14), **D.J. McCall** (13) and **T.J. Henderson** (11) all played well.

IUPUI commanded the glass by a 39-29 margin and shot 52 percent overall while holding Detroit Mercy to just 40.4 percent shooting. Jermaine Jackson Jr. led the Titans with 22 points, 13 of which came after halftime.

OVER .500

IUPUI is over .500 in league play for the first time since the end of the 2015-16 season when the Jaguars closed Summit League play at 9-7. The Jaguars never got over .500 last season, despite opening 3-3 in league play.

ROSTER CHANGES

The IUPUI program had a few roster changes at the turn of the semester as one player departed the program and two others joined the Jaguars. Little used sophomore **Noah Thomas** left the program after having appeared in just two games in the first semester. Thomas, a 6-foot-9 center, totaled four points and four rebounds in eight total minutes.

On the flip side, the Jaguars brought in a pair of transfers as **Mike Sagay** (Boston College) and **Trevor Johnson** (Mesa [Ariz.] C.C.) joined the program. Sagay, a 6-foot-7 forward, comes to IUPUI with two-and-a-half years of eligibility, after having played 15 games at Boston College last season. A 3-star recruit, Sagay was ranked among Connecticut's top players as a senior at St. Thomas More High School.

Johnson, a 6-foot-2 guard, comes to IUPUI with two years of eligibility remaining. Johnson was an All-State performer while at Flagstaff [Ariz.] High School before attending Mesa Community College.

Both are able to begin practice with the team immediately.

STARTER NOTES

In the early portion of the non-league slate, head coach **Jason Gardner** continued to tweak the Jaguars' starting five, using six different quintets. For the year, senior **Aaron Brennan** is the lone Jag to have started all 18 games and **Ron Patterson** and **Evan Hall** have each started 17 times. Eight different players have at least one start this season.

That said, the group of Brennan, Patterson, Hall, **D.J. McCall** and **Nick Rogers** have started IUPUI's last 11 games (5-6).

BENCH NOTES

As a result of the shuffling lineups, the IUPUI bench has been especially strong, averaging 24.3 points per game, including a season-high 42 on two different occasions. The past four years, the IUPUI bench has outscored opponents in 75 of 113 (66.4 percent) of its games.

BENCH NOTES, PART II

IUPUI's top scorer has been a reserve six times this season. Four different players have contributed to those six occasions.

Patterson (1): at Ball State (14 pts)

Kirby (1): at Purdue (16 pts)

Minnett (1): at Wright State (11 pts)

Henderson (3): at Gonzaga (18 pts), IUK (19 pts), at GB (13 pts)

CHECK THE PERCENTAGES

In IUPUI's seven wins, the Jags have shot 46.1 percent from the field and held foes to 39.6 percent overall and 28.4 percent from deep.

In the Jaguars' 11 losses, IUPUI has shot just 40.0 percent overall and allowed opponents to shoot a staggering 53.9 percent from the field and 43.1 percent from beyond the arc.

IN LEAGUE PLAY...

IUPUI has defended the three well in Horizon League play, yielding just 30.6 percent from deep in six games. On the flip side, IUPUI is shooting 37.3 percent from deep in league play, led by **Ron Patterson** and **Jaylen Minnett's** 13 makes. **D.J. McCall** is shooting a team-best 50 percent from three in league play.

IUPUI has made as many or more threes than their opponents in each of the seven league games thus far.

EVAN ON THE GLASS

Junior **Evan Hall** is averaging 8.2 rpg over the past five games, including a pair of 10-rebound efforts during that span.

MAKE SHOTS, WIN GAMES

The most telling number of outcomes of games under head coach **Jason Gardner** has simply been field goal percentages.

IUPUI is 40-8 (.833) in games in which the Jaguars have shot a better percentage than opponents and just 4-61 (.062) when being outshot.

The Jan. 10 Milwaukee win is the only time this season IUPUI has been outshot and won the game.

GETTING LOOKS

Two areas where IUPUI has excelled this season are offensive rebounding (64th nationally - 12.1 rpg) and forcing turnovers (62nd nationally - 15.4 to/g).

Because of those numbers, IUPUI has *attempted* 116 more shots than their foes for the year, good for 6.4 shot attempts per game.

GRADE CHECK

Ten members of the IUPUI basketball team earned at least a 3.0 grade point average during the fall semester - **Evan Borgman**, **Aaron Brennan**, **Elyjah Goss**, **Evan Hall**, **T.J. Henderson**, **Chad Hudson**, **Ahmed Ismail**, **Maurice Kirby**, **D.J. McCall** and **Noah**

Thomas.

LEAGUE OPENERS

Head coach **Jason Gardner** is now 3-1 in league openers, having won all three of his Summit League openers before losing his Horizon League opener at NKU on Thursday.

1/4/15 - at Fort Wayne (63-58)

1/1/16 - at South Dakota (77-66)

12/31/16 - Western Illinois (89-71)

12/28/17 - at Northern Kentucky (59-77)

AVOIDING 0-3

With the win at Green Bay, IUPUI avoided the program's first 0-3 start to league play since the 2013-14 season. That year, IUPUI opened Summit League play 0-9 in head coach **Todd Howard's** final season.

THEFT ALERT

Junior **D.J. McCall** is currently tied atop the Horizon League players (61st nationally) with 1.9 steals per game. After not collecting a steal in the season's opening two games, McCall has 33 steals in 15 games (2.20 spg).

By comparison, McCall had just 22 steals *all of last season*.

NEW NIGHT, NEW SCORER

It's seemingly been a new leading scorer every night for the Jaguars this season as six different players have been the team's top scorer. Junior **T.J. Henderson** has a team-high 11 double-digit scoring games and **Ron Patterson** is next in line with 10. **Aaron Brennan**, the team's top scorer, has nine double-digit scoring games.

SNAPPED AT 13

Senior **Ron Patterson** opened the year in 13 straight games to start the season - his longest stretch of his college career. His longest streak last season was 10 straight games from Jan. 5-Feb. 8.

DEFENDING THE TREY

The Jaguars struggled to defend the three-point line during the non-league schedule, yielding 38 percent. Below are some instances of the Jaguars' woes, both individually and collectively:

at Bradley (57.1%) - Nate Kennell (5-of-9)

at EIU (45.0%) - Terrell Lewis (7-of-9)

at WIU (58.8%) - Kobe Webster (5-of-7)

vs. SIUE (68.8%)

TOUGH THREE

IUPUI endured arguably the toughest three-game stretch in program history with road games at No. 21 Purdue (L, 61-86), at Washington State (L, 59-72) and at No. 12 Gonzaga (L, 71-101). The losses at Purdue and Gonzaga dropped IUPUI to 0-17 all-time against nationally ranked foes.

In the non-conference slate, IUPUI had the nation's 50th toughest schedule (hardest in the Horizon League) according to KenPom.com.

FIVE KEY NUMBERS

Below are five key numbers from the Jaguars' win over Detroit Mercy.

45: IUPUI scored a season-high 45 points in the first half, hitting 17-of-31 (54.8%) from the floor and 9-of-15 (60%) from three.

9: No IUPUI player attempted more than nine shots in the win over UDM while eight different players had at least four attempts

30: No IUPUI player played more than **Nick Rogers'** 30 minutes

39-29: Rebounding advantage for the Jaguars as IUPUI held Detroit Mercy to just six offensive boards

23: IUPUI led by 23 (51-28) with just more than 16 minutes left to play

O-FOR-RANKED

IUPUI has never defeated a ranked opponent, going 0-17 versus the ranked in the program's Division I era. Below is a listing of those 17 results, 12 of which were true road games.

The Jaguars' average margin of defeat is 21.2 points per game in the 17 total losses:

12/13/99 at #2 Arizona L, 41-70

12/15/01 vs. #20 Ball State L, 81-103

3/21/03 vs. #2 Kentucky L, 64-95 // NCAA - Nashville, TN

12/13/03 at #25 Dayton L, 59-61

12/18/04 at #18 Louisville L, 60-80

11/10/07 at #11 Marquette L, 68-78

12/14/08 vs. #20 Arizona St. L, 58-59 (ot) Phoenix, Ariz.

11/14/10 at #12 Gonzaga L, 56-86

11/21/10 vs. #25 San Diego State L, 46-61 Oxford, Ohio

12/9/10 at #2 Ohio State L, 64-75

12/22/10 vs. #7 San Diego State L, 54-56 Las Vegas, Nev.

12/7/11 at #5 Louisville L, 60-90

11/12/12 at #5 Michigan L, 54-91

12/7/15 at #11 Purdue L, 53-80

12/28/15 at #9 Butler L, 54-92

12/10/17 at #21 Purdue L, 61-86

12/18/17 at #12 Gonzaga L, 71-101

AT THE HORN

Winning games at the horn has been a staple of head coach **Jason Gardner's** squads. Since Gardner took over, IUPUI has won five games in the closing seconds, including three as time expired:

P.J. Boutte 15' floater at the horn vs. Ball State (71-69 / Nov. 22, 2014)

Marcellus Barksdale layup at the horn at IPFW (84-82 / Jan. 23, 2016)

Jordan Pickett wing 3 with :02 vs. NDSU (73-72 / Jan. 31, 2016)

Darell Combs wing J with :01.5 vs. SDSU (85-83 / Jan. 18, 2017)

Evan Hall layup at the horn vs. Milwaukee (72-71 / Jan. 10, 2018)

FRESH STARTS

In the season opener at Bradley, true freshman **Jaylen Minnett** became the first IUPUI true rookie to start his debut since **Alex Young** did so against Northeastern in 2008. Minnett had five points, two boards and an assist in his IUPUI debut.

JAGS LOCK UP RAVENS

While head coach **Jason Gardner** has preached defense in the preseason, the win over Anderson was especially impressive in that IUPUI held the Ravens to just 43 points. The 43 were the fewest by a foe since Gardner took over the program and just the second

SERIES HISTORY

DETROIT (0-0)

Date Loc Score W/L

first-ever meeting

NEWS, NOTES & STORYLINES (CONT.)

time an IUPUI opponent tallied less than 50 in the Gardner-era (49 vs. Denver on Jan. 10, 2015).

The 43 points allowed was the lowest total by an IUPUI opponent since holding Western Illinois to 42 on Feb. 6, 2010.

CUPBOARD CHECK

IUPUI brings back seven returners from last season, five of whom saw meaningful minutes. Below is a rundown of the Jaguars' top statistical returners, along with some key numbers.

Stat (% Returning): Top Returners

Scoring (45.8%): Patterson (9.3), Brennan (8.4)

Rebounding (56.9%): Hall (5.2), McCall (5.0)

Assists (45.3%): Patterson (6.4), Henderson (5.2)

Minutes (50.2%): Patterson (23.7), McCall (21.2)

FGM (47.3%): Patterson (10.7), Brennan (10.2)

3FGM (43.4%): Patterson (6.2), Henderson (3.0)

FTM (34.3%): McCall (4.5), Brennan (3.9)

Blocks (69.0%): Hall (2.4), Patterson (1.3)

Steals (60.4%): Patterson (4.4), Henderson (3.2)

FULL STRENGTH

The Nov. 21 Morehead State game was the first time all season the Jags were at full strength. **Evan Hall, D.J. McCall** and **Nick Rogers** all missed time in the season's first three games.

GRADS

The IUPUI roster boasts three graduates this season as **Maurice Kirby** completed his degree at Loyola (Ill.) and is pursuing his master's in sports journalism. In addition, junior guard **D.J. McCall** completed his undergraduate work in three years and is now pursuing his master's degree at IUPUI. **Aaron Brennan** completed his degree requirements during the recently finished fall semester.

TRENDING

When head coach **Jason Gardner** took over the IUPUI program prior to the 2014-15 season, he knew it was going to be a lengthy rebuild. The Jags were on the heels of back-to-back 6-26 seasons and 300+ RPI finishes. As expected, Gardner has had IUPUI steadily rising since his takeover:

	Record	RPI	Final Sagarin
2012-13:	6-26	329	332
2013-14:	6-26	322	332
2014-15:	10-21	257	278
2015-16:	13-19	191	226
2016-17:	14-18	217	202

SIXTH OLDEST

Unofficially, senior swingman **Ron Patterson** is the sixth-oldest player in all of college basketball this season and will turn 25 on Jan. 24 of this season. Here is a quick rundown of those older than him going into the season with their ages as of Nov. 10, 2017:

Josh Boutte (Sam Houston St.): 25 years, 307 days

Gibson Johnson (Hawaii): 25 years, 273 days

Zach Neilson (Utah Valley): 25 years, 143 days

Isaac Neilson (Utah Valley): 24 years, 352 days

Kyle Brown (Cornell): 24 years, 345 days

Ron Patterson (IUPUI): 24 years, 296 days

HOOSIER MADE

IUPUI has the second-most Indiana natives of any team in the country with nine, trailing only Ball State. Of the nine Indiana natives, four are from the Indianapolis-area in **Aaron Brennan, T.J. Henderson, Ron Patterson** and **Nick Rogers**.

NEW LEAGUE, OLD RIVALS

Although IUPUI will be in year one of Horizon League play, that doesn't mean there won't be some recognizable foes in league play.

The most recognizable will be longtime Mid-Con/Summit foe Oakland University, which IUPUI played 36 times between 1998 and 2013 as league foes. Oakland leads the all-time series 25-16, which includes five meetings in the mid-/late 70's.

Another former league foe in the Horizon League is Youngstown State, which IUPUI played six times from 1999-2001 before the Penguins moved leagues. YSU is 8-1 all-time against IUPUI, which includes three meetings from the mid-/late 70's.

Another familiar face is Wright State head coach Scott Nagy, who was the longtime leader of the South Dakota State program before taking over the Raiders a couple seasons ago. While at the helm of the SDSU program, Nagy was 13-7 against the Jaguars.

BRING 'EM ON

IUPUI added a new assistant coach in the offseason as **Matt Bringman** joined the Jaguars' staff, replacing Scott Gillespie. Bringman came to IUPUI from South Plains (Texas) College where he helped the Texans to a 2-year record of 53-11 and 28-4 in conference play. South Plains was 3rd at 2017 NJCAA National Championships in Hutchinson, Kan.

Bringman helped a number of players on to Division I opportunities, including Jordan Brangers (Western Kentucky), Raquan Mitchell (Colorado State), Shawntrez Davis (Nevada) and Josh Webster (Texas Tech).

OVERSEAS ADVENTURES

IUPUI's top two players from a season ago - seniors **Darell Combs** and **Matt O'Leary** - are both continuing their playing careers overseas this winter.

Combs inked a deal in early September to play for the Roseto Sharks in Italy's second division. Combs had an NBA workout with the Washington Wizards before ultimately seeking employment overseas.

O'Leary signed in late July to continue his career with Penas Huesca in the LEB Gold - Spain. LEB Gold is the the second division in Spain and known as one of the top leagues in Europe.

In addition, former Jaguars **Alex Young** and **Robert Glenn** are also continuing to play overseas.

ON THE SIDELINES

IUPUI has two Division I-transfers sitting out this season in senior center **Ahmed Ismail** (Manhattan) and junior guard **Camron Justice** (Vanderbilt).

Ismail has one season remaining and averaged 3.9 points and 4.8 rebounds per game as a junior at Manhattan. The 7-foot-1 native of Egypt blocked a team-high 32 shots last season and started 19 games for the Jaspers.

Justice, a high school teammates of **Evan Hall**, was the 2015 Kentucky Mr. Basketball selection and appeared in 33 games at Vanderbilt. The 6-foot-3 sharpshooter shot 38.9 percent from deep as a true freshman, averaging 3.4 points per contest for the Commodores. However, he barely played for Bryce Drew and the new coaching staff, opting to transfer to rejoin Hall.

NEW SIGNEES

IUPUI inked a pair at the start of the fall signing period, adding size in 6-foot-7 **Jack Hansen** (Noblesville, Ind./Guerin Catholic) and 6-foot-10 **Brandon Kenyon** (Caledonia, Ontario/RISE Prep).

Hansen played AAU with Team Blaze Select and was Gardner's first commitment of the 2018 class and chose IUPUI over interest from Valpo, Indiana State and Wright State. He averaged 19 points and nine rebounds per game as a junior and is among the state's top players heading into this season.

Kenyon played AAU with UPLAY Canada and excelled on the Nike EYBL circuit last summer. His UPLAY squad boasts Florida, Central Arkansas and Loyola signees while The RISE Prep program is expected to be among the best in the Ontario Scholastic Basketball Association (OSBA).

UNIVERSITY QUICK FACTS

Location	Indianapolis, Ind.
Founded	1969
Nickname	Jaguars
Colors	Red, gold & black
Enrollment	30,690
Affiliation	NCAA Division I
Conference	The Horizon League
Home Facility (Cap.)	Indiana Farmers Coliseum (6,800)
Chancellor	Dr. Nasser Paydar
Athletics Director	Dr. Roderick Perry
Website	www.IUPUIJags.com
Twitter	@IUPUIJaguars
Athletics Phone	(317) 278-5247
Mailing Address	1000 Waterway Blvd. Indianapolis, IN 46202

BASKETBALL HISTORY

First Yr. of basketball	1972
Seasons of basketball	46th
Seasons of Division I basketball	20th
Division I (1998-pres.) Record	248-266 (.481)
NCAA Appearances	1
Last NCAA Appearance	2003
Last Postseason Appearance	2010 (CBI - Second Round)

UNIVERSITY NOTES

ABOUT THE UNIVERSITY

IUPUI is a public research university located in downtown Indianapolis that is the result of a merger of the Purdue Indianapolis Extension Center (1946) and Indiana University Indianapolis (1916). The merger was completed in 1969 and athletics began in 1972.

The university offers more than 200 degree programs and boasts an enrollment over 30,000 (22,000 undergrad and 8,000 postgrad). The university also boasts an endowment of more than \$850 million.

The university is ranked among the Top 200 "National Universities" and ranked 7th for "Up and Coming Schools." U.S. News has ranked IUPUI among the nation's elite for 13 straight years.

ATHLETIC PROWESS

IUPUI was a primary beneficiary of the 1987 Pan-American Games in Indianapolis and continues to boast some world renowned facilities.

The IU Natatorium is located on the IUPUI campus and is among the best swimming & diving facilities in the world. It has hosted the U.S. Olympic Team Trials four different times and 12 NCAA National Championship meets. In addition, the 2017 World Juniors were held at IUPUI and 16 world records have been set in the Natatorium water.

Adjacent west is the Michael A. Carroll Track & Soccer Stadium which has hosted several USA Outdoor Track & Field Championships and NCAA Championships, along with the 1988 US Olympic Trials. Florence Griffith-Joyner set the 100m world record of 10.49 on the track.

In basketball circles, IUPUI is best known as the long-time host of the Nike All-American Camp, which was held on campus for two decades. The nation's top prep players and coaches from every level converged on campus for two weeks each summer in what was considered the elite college recruiting event of the year. Alum included LeBron James, Chris Webber, Allen Iverson, Kevin Garnett, Jason Kidd and Paul Pierce, among many others.

GEORGE HILL

IUPUI's best known basketball alum is current NBAer **George Hill**, who is in his tenth year in the league this season. Hill was originally drafted by the San Antonio Spurs (1st rd., 26th overall) in 2008.

He's played for the Spurs (2008-11), Indiana Pacers (2011-16), and Utah Jazz (2016-17) before signing with the Sacramento Kings this offseason. Hill has played in more than 600 games and made nearly 400 starts in his NBA career.

2017-2018 MISCELLANEOUS STATISTICS

IUPUI'S RECORD WHEN...

	'17-18 Overall	2018 HL	Under Gardner
Home:	6-2	3-1	27-16
Away:	1-9	1-2	16-49
Neutral:	0-0	0-0	1-4
Overtime:	0-0	0-0	4-6
Lead @ Halftime:	4-2	2-1	33-11
Trail @ Halftime:	2-9	1-2	8-55
Tied @ Halftime:	1-0	1-0	3-3
Leading w/ 5:00 left:	6-2	3-1	36-6
Trailing w/ 5:00 left:	0-8	0-2	3-59
Tied w/ 5:00 left:	1-1	1-0	5-4
Shooting 50% or better:	3-2	1-0	21-3
Shooting 40-50%:	3-2	2-1	21-30
Shooting less than 40%:	1-7	1-2	2-36
Shooting better % than opp.	6-1	3-0	40-8
Shooting worse % than opp.	1-10	1-3	4-61
Scoring less than 60:	0-4	0-2	3-26
Score 60-69 pts:	3-3	2-1	7-23
Score 70-79 pts:	2-3	1-0	15-14
Score 80-89 pts:	2-1	1-0	16-6
Score 90+ pts:	0-0	0-0	3-0
Opp. scores less than 60:	2-0	1-0	9-5
Opp. scores 60-69 pts:	3-2	2-1	17-14
Opp. scores 70-79 pts:	2-3	1-2	10-24
Opp. scores 80-89 pts:	0-4	0-0	8-16
Opp. scores 90+ pts:	0-2	0-0	0-10
Commit less TO than opp.	3-8	1-3	22-30
Commit more TO than opp.	3-3	2-0	21-36
Commit same TO as opp.	1-0	1-0	1-3
Outrebound opponent:	5-3	3-1	28-19
Outrebounded:	1-8	1-2	14-48
Rebounding is equal:	1-0	0-0	2-2
Bench outscores opp.:	6-6	3-2	38-37
Bench is outscored:	1-4	1-1	6-27
Bench scoring is equal:	0-1	0-0	0-5
Hit more FT than opp.:	3-2	2-0	26-10
Hit less FT than opp.:	4-8	2-2	17-56
Hit same FT as opp.:	0-1	0-1	1-3
Hit more 3's than opp.:	4-4	3-3	21-25
Hit less 3's than opp.:	1-7	0-0	18-36
Hit same 3's as opp.:	2-0	1-0	5-8
Decided by 5 pts or less:	2-3	2-1	19-17
Decided by 6-10 points:	2-1	1-1	6-19
Decided by 10+ points:	3-7	1-1	19-33
In home whites:	6-2	3-1	28-16
In road blacks:	1-4	1-1	3-19
In road reds:	0-5	0-1	13-34
7 in double-digits:	0-0	0-0	1-0
6 in double-digits:	0-0	0-0	1-0
5 in double-digits:	0-0	0-0	5-3
4 in double-digits:	3-1	2-0	14-8
3 in double-digits:	1-5	0-0	11-21
2 in double-digits:	3-3	2-2	10-29
1 in double-digits:	0-2	0-1	2-6
0 in double-digits:	0-0	0-0	0-2
On Mondays:	1-1	0-0	2-8
On Tuesdays:	3-1	2-0	3-10
On Wednesdays:	1-1	1-0	7-9
On Thursdays:	0-2	0-2	3-11
On Fridays:	2-1	1-0	6-5
On Saturdays:	0-4	0-1	19-22
On Sundays:	0-1	0-0	4-5
In November:	2-3	0-0	8-17
In December:	1-7	0-2	10-22
In January:	4-1	4-1	17-13
In February:	0-0	0-0	8-14
In March:	0-0	0-0	1-3

TIMES LED

Player	Pts.	Reb.	Ast.	Stl.	Blk.
0-Minnett	1/1	0/0	2/2	1/1	1/1
1-Henderson	2/5	1/2	4/11	3/21	1/5
10-Rogers	0/0	0/0	11/11	0/0	1/1
12-Hudson	0/0	0/0	0/0	0/0	0/0
22-McCall	2/6	3/12	5/13	10/22	2/7
24-Hall	0/2	6/18	0/1	2/7	7/24
25-Patterson	5/11	1/1	3/10	5/18	4/10
31-Kirby	1/1	2/2	0/0	0/0	1/1
32-Goss	0/0	2/2	0/0	2/2	3/3
40-Borgman	0/0	0/0	0/0	0/0	0/0
45-Brennan	7/11	4/6	1/6	0/10	5/21

totals listed by season/career

GAMES WITH

10+ Pts.	20+ Pts.	10+ Reb.	3+ Ast.	3+ Blk.	3+ Stl.	3+ 3's	Dunks	Dbl-Dbls
4/4	0/0	0/0	1/1	0/0	0/0	3/3	0/0	0/0
11/24	0/0	0/0	6/15	0/0	2/6	1/5	0/2	0/0
1/1	0/0	0/0	10/10	0/0	0/0	0/0	1/1	0/0
0/0	0/0	0/0	0/0	0/0	0/0	0/0	0/0	0/0
3/10	1/2	0/3	4/13	0/0	5/6	2/3	8/19	0/0
7/20	0/1	2/5	0/3	0/3	1/1	0/0	0/10	1/3
10/28	0/0	0/0	6/15	1/1	1/6	7/17	5/14	0/0
2/2	0/0	0/0	0/0	0/0	0/0	0/0	2/2	0/0
1/1	0/0	1/1	0/0	1/1	0/0	0/0	6/6	0/0
0/0	0/0	0/0	0/0	0/0	0/0	0/0	1/1	0/0
9/27	3/3	1/2	5/9	1/2	0/3	3/4	1/5	1/2

SPECIALTY STATS (IUPUI/OPP)

PP = Points in the Paint; POT = Points off Turnover; 2nd = 2nd Chance Points; BP = Bench Points

Opponent	Result	PP	POT	2nd	BP	Lead	Largest Deficit	Largest Lead	Changes	Ties
# Carroll University	W, 65-56	34/20	32/4	14/15	14/15	14	5	6	4	4
at Bradley	L, 53-68	18/20	13/13	14/10	5/34	3	18	3	1	1
Anderson University	W, 75-43	38/18	27/12	12/5	24/11	33	-	0	0	0
at Eastern Illinois	L, 79-80	42/33	11/19	9/12	4/20	7	3	9	13	13
Morehead State	W, 67-61	24/30	16/12	8/6	17/8	11	-	0	1	1
at Western Illinois	L, 77-90	34/32	22/11	20/3	28/26	2	28	1	1	1
at Ball State	L, 64-83	28/40	15/19	6/14	40/28	1	28	2	0	0
SIUE	L, 81-82	38/22	21/10	12/9	21/21	9	10	12	9	9
at Purdue	L, 61-86	26/36	16/23	7/7	42/27	9	32	5	2	2
at Washington State	L, 59-72	22/36	9/12	11/9	25/15	2	19	1	1	1
at Gonzaga	L, 71-101	38/48	8/15	11/6	40/61	-	30	0	0	0
IU Kokomo	W, 87-76	54/28	16/14	15/11	42/14	13	9	10	5	5
*at Northern Kentucky	L, 59-77	26/38	15/14	13/8	18/26	9	19	1	2	2
*at Wright State	L, 52-60	18/22	14/13	3/5	21/17	6	10	5	0	0
*at Green Bay	W, 67-63	36/26	16/14	11/7	26/6	11	8	3	1	1
*UIC	L, 65-70	36/30	24/14	6/6	20/16	13	7	1	4	4
*Milwaukee	W, 72-71	20/36	15/8	14/15	16/14	6	8	8	7	7
*Green Bay	W, 67-61	26/30	7/19	15/17	21/23	2	16	2	2	2
*Detroit Mercy	W, 81-66	30/22	11/21	15/9	27/21	23	-	0	1	1
*at Cleveland State										
*at Youngstown State										
*at UIC										
*at Detroit Mercy										
*at Oakland										
*Cleveland State										
*Youngstown State										
*at Milwaukee										
*Oakland										
*Wright State										
*Northern Kentucky										
HL Tourney (1st rd)										
HL Tourney (2nd rd)										
HL Tourney (3rd rd)										
HL Semifinals										
HL Finals										
Season Highs		54/48	27/23	20/17	42/61	33	30	12	13	13
Season Lows		18/18	7/8	3/3	4/6	-	-	-	-	-
Totals		554/547	276/263	202/159	437/388	-	-	63	51	51
Averages		30.8/30.4	15.3/14.6	11.2/8.8	24.3/21.6			3.5	2.8	2.8

WIN/LOSS MARGINS

Margin	W	L
1	1	1
2		
3		1
4	1	
5		1
6	2	
7		
8		
9		
10		
11-15	1	3
16-20		2
21-30		2
30+	1	

2017-2018 IUPUI STATISTICS

THE STAT CREW SYSTEM IUPUI Combined Team Statistics (as of Jan 16, 2018) All games



RECORD:	OVERALL	HOME	AWAY	NEUTRAL
ALL GAMES	7-11	6-2	1-9	0-0
CONFERENCE	4-3	3-1	1-2	0-0
NON-CONFERENCE	3-8	3-1	0-7	0-0

#	Player	gp-gs	min	avg	Total		3-Point		F-Throw		Rebounds				pf	dq	a	to	blk	stl	pts	avg
					fg-fga	fg%	3fg-fga	3fg%	ft-fa	ft%	off	def	tot	avg								
45	BRENNAN, Aaron	18-18	484	26.9	85-190	.447	18-62	.290	37-47	.787	23	56	79	4.4	46	2	35	34	13	15	225	12.5
25	PATTERSON, Ron	18-17	510	28.3	73-174	.420	40-112	.357	15-17	.882	9	43	52	2.9	39	1	36	24	12	23	201	11.2
01	HENDERSON, T.J.	18-5	439	24.4	58-144	.403	24-73	.329	43-54	.796	13	34	47	2.6	31	0	35	40	3	16	183	10.2
24	HALL, Evan	17-17	364	21.4	54-123	.439	0-0	.000	17-60	.283	38	52	90	5.3	52	1	10	32	14	11	125	7.4
00	MINNETT, Jaylen	18-4	387	21.5	42-105	.400	30-74	.405	15-18	.833	10	14	24	1.3	30	0	24	26	1	9	129	7.2
22	McCALL, D.J.	17-15	446	26.2	44-92	.478	10-25	.400	13-28	.464	34	40	74	4.4	36	2	30	26	7	33	111	6.5
31	KIRBY, Maurice	18-1	289	16.1	40-77	.519	0-0	.000	15-27	.556	27	52	79	4.4	37	0	9	17	3	5	95	5.3
10	ROGERS, Nick	15-13	382	25.5	22-82	.268	8-32	.250	24-33	.727	4	22	26	1.7	33	0	53	31	1	7	76	5.1
32	GOSS, Elyjah	18-0	245	13.6	26-64	.406	3-10	.300	16-19	.842	23	39	62	3.4	26	0	7	12	8	8	71	3.9
35	THOMAS, Noah	2-0	8	4.0	1-1	1.000	0-0	.000	2-2	1.000	1	3	4	2.0	3	0	0	0	1	0	4	2.0
12	HUDSON, Chad	6-0	24	4.0	2-5	.400	0-2	.000	5-7	.714	0	1	1	0.2	7	0	2	2	0	0	9	1.5
40	BORGMAN, Evan	6-0	22	3.7	2-5	.400	0-1	.000	4-4	1.000	2	3	5	0.8	2	0	0	3	0	0	8	1.3
Team											34	28	62		1		5					
Total.....		18	3600		449-1062	.423	133-391	.340	206-316	.652	218	387	605	33.6	343	6	241	252	63	127	1237	68.7
Opponents.....		18	3600		455-946	.481	132-357	.370	268-364	.736	158	457	615	34.2	310	4	247	278	69	124	1310	72.8

TEAM STATISTICS	IUPUI	OPP
SCORING	1237	1310
Points per game	68.7	72.8
Scoring margin	-4.1	-
FIELD GOALS-ATT	449-1062	455-946
Field goal pct	.423	.481
3 POINT FG-ATT	133-391	132-357
3-point FG pct	.340	.370
3-pt FG made per game	7.4	7.3
FREE THROWS-ATT	206-316	268-364
Free throw pct	.652	.736
F-Throws made per game	11.4	14.9
REBOUNDS	605	615
Rebounds per game	33.6	34.2
Rebounding margin	-0.6	-
ASSISTS	241	247
Assists per game	13.4	13.7
TURNOVERS	252	278
Turnovers per game	14.0	15.4
Turnover margin	+1.4	-
Assist/turnover ratio	1.0	0.9
STEALS	127	124
Steals per game	7.1	6.9
BLOCKS	63	69
Blocks per game	3.5	3.8
ATTENDANCE	7057	41464
Home games-Avg/Game	8-882	10-4146
Neutral site-Avg/Game	-	0-0

Date	Opponent		Score	Att.
11/11/17	at Bradley	L	53-68	4936
11/13/17	ANDERSON	W	75-43	1175
11/17/17	at Eastern Illinois	L	79-80	769
11/21/17	MOREHEAD STATE	W	67-61	1012
11/28/17	at Western Illinois	L	77-90	589
12/02/17	at Ball State	L	64-83	3505
12/06/17	SIUE	L	81-82	809
12/10/17	at Purdue	L	61-86	13641
12/16/17	at Washington State	L	59-72	2240
12/18/17	at Gonzaga	L	71-101	6000
12/22/17	IU KOKOMO	W	87-76	615
* 12/28/17	at Northern Kentucky	L	59-77	4203
* 12/30/17	at Wright State	L	52-60	3649
* 01/02/18	at Green Bay	W	67-63	1932
* 01/04/18	UIC	L	65-70	815
* 01/10/18	MILWAUKEE	W	72-71	1002
* 01/12/18	GREEN BAY	W	67-61	827
* 01/16/18	DETROIT MERCY	W	81-66	802

* = Horizon League game

Score by Periods	1st	2nd	Totals
IUPUI	575	662	1237
Opponents	612	698	1310

2017-2018 IUPUI HORIZON LEAGUE ONLY STATISTICS

THE STAT CREW SYSTEM IUPUI Combined Team Statistics (as of Jan 16, 2018) Conference games only



RECORD:	OVERALL	HOME	AWAY	NEUTRAL
ALL GAMES	4-3	3-1	1-2	0-0
CONFERENCE	4-3	3-1	1-2	0-0
NON-CONFERENCE	0-0	0-0	0-0	0-0

#	Player	gp-gs	min	avg	Total		3-Point		F-Throw		Rebounds				pf	dq	a	to	blk	stl	pts	avg
					fg-fga	fg%	3fg-fga	3fg%	ft-fa	ft%	off	def	tot	avg								
45	BRENNAN, Aaron	7-7	202	28.9	33-72	.458	10-26	.385	19-24	.792	8	30	38	5.4	17	0	17	17	5	4	95	13.6
25	PATTERSON, Ron	7-7	192	27.4	27-65	.415	13-39	.333	6-7	.857	3	18	21	3.0	16	1	11	10	7	10	73	10.4
01	HENDERSON, T.J.	7-0	138	19.7	21-59	.356	11-29	.379	5-6	.833	2	11	13	1.9	15	0	6	14	0	7	58	8.3
22	McCALL, D.J.	7-7	189	27.0	19-33	.576	6-12	.500	6-13	.462	11	20	31	4.4	13	0	13	9	5	14	50	7.1
10	ROGERS, Nick	7-7	199	28.4	12-45	.267	4-16	.250	22-28	.786	2	15	17	2.4	14	0	27	14	0	3	50	7.1
00	MINNETT, Jaylen	7-0	131	18.7	16-39	.410	13-30	.433	2-4	.500	2	5	7	1.0	10	0	8	13	0	2	47	6.7
24	HALL, Evan	7-7	161	23.0	18-46	.391	0-0	.000	10-33	.303	24	27	51	7.3	24	1	4	14	7	9	46	6.6
31	KIRBY, Maurice	7-0	105	15.0	13-25	.520	0-0	.000	5-12	.417	8	16	24	3.4	16	0	2	5	2	0	31	4.4
12	HUDSON, Chad	1-0	1	1.0	1-1	1.000	0-0	.000	0-0	.000	0	0	0	0.0	0	0	0	0	0	0	2	2.0
32	GOSS, Elyjah	7-0	81	11.6	4-17	.235	0-1	.000	3-4	.750	7	8	15	2.1	8	0	0	4	5	3	11	1.6
40	BORGMAN, Evan	1-0	1	1.0	0-1	.000	0-0	.000	0-0	.000	1	0	1	1.0	0	0	0	0	0	0	0	0.0
Team											18	12	30					3				
Total.....		7	1400		164-403	.407	57-153	.373	78-131	.595	86	162	248	35.4	133	2	88	103	31	52	463	66.1
Opponents.....		7	1400		164-365	.449	38-124	.306	102-134	.761	56	183	239	34.1	125	1	85	109	25	55	468	66.9

TEAM STATISTICS	IUPUI	OPP
SCORING	463	468
Points per game	66.1	66.9
Scoring margin	-0.7	-
FIELD GOALS-ATT	164-403	164-365
Field goal pct	.407	.449
3 POINT FG-ATT	57-153	38-124
3-point FG pct	.373	.306
3-pt FG made per game	8.1	5.4
FREE THROWS-ATT	78-131	102-134
Free throw pct	.595	.761
F-Throws made per game	11.1	14.6
REBOUNDS	248	239
Rebounds per game	35.4	34.1
Rebounding margin	+1.3	-
ASSISTS	88	85
Assists per game	12.6	12.1
TURNOVERS	103	109
Turnovers per game	14.7	15.6
Turnover margin	+0.9	-
Assist/turnover ratio	0.9	0.8
STEALS	52	55
Steals per game	7.4	7.9
BLOCKS	31	25
Blocks per game	4.4	3.6
ATTENDANCE	3446	9784
Home games-Avg/Game	4-862	3-3261
Neutral site-Avg/Game	-	0-0

Date	Opponent		Score	Att.
* 12/28/17	at Northern Kentucky	L	59-77	4203
* 12/30/17	at Wright State	L	52-60	3649
* 01/02/18	at Green Bay	W	67-63	1932
* 01/04/18	UIC	L	65-70	815
* 01/10/18	MILWAUKEE	W	72-71	1002
* 01/12/18	GREEN BAY	W	67-61	827
* 01/16/18	DETROIT MERCY	W	81-66	802

* = Horizon League game

Score by Periods	1st	2nd	Totals
IUPUI	227	236	463
Opponents	210	258	468

2017-2018 STATISTICAL SPLITS

Wins (7 total)

#	Player	gp-gs	min	avg	Total		3-Point		F-Throw		Rebounds				pf	dq	a	to	blk	stl	pts	avg
					fg-fga	fg%	3fg-fga	3fg%	ft-fa	ft%	off	def	tot	avg								
45	BRENNAN, Aaron	7-7	195	27.9	38-76	.500	10-25	.400	18-25	.720	11	32	43	6.1	16	0	19	18	4	6	104	14.9
25	PATTERSON, Ron	7-7	200	28.6	28-60	.467	15-41	.366	10-11	.909	3	21	24	3.4	18	1	17	12	6	10	81	11.6
01	HENDERSON, T.J.	7-2	157	22.4	27-51	.529	12-26	.462	11-14	.786	4	18	22	3.1	11	0	11	16	3	5	77	11.0
00	MINNETT, Jaylen	7-1	145	20.7	18-42	.429	12-29	.414	3-4	.750	2	6	8	1.1	10	0	10	10	1	3	51	7.3
24	HALL, Evan	6-6	135	22.5	18-44	.409	0-0	.000	7-27	.259	18	23	41	6.8	19	1	3	13	8	7	43	7.2
22	McCALL, D.J.	7-6	183	26.1	19-34	.559	5-9	.556	6-15	.400	8	18	26	3.7	14	0	19	12	5	16	49	7.0
10	ROGERS, Nick	6-5	153	25.5	9-37	.243	2-11	.182	14-19	.737	2	11	13	2.2	13	0	22	10	0	3	34	5.7
31	KIRBY, Maurice	7-1	110	15.7	16-31	.516	0-0	.000	5-9	.556	9	25	34	4.9	15	0	2	6	3	2	37	5.3
35	THOMAS, Noah	1-0	6	6.0	1-1	1.000	0-0	.000	2-2	1.000	1	3	4	4.0	3	0	0	0	1	0	4	4.0
32	GOSS, Elyjah	7-0	89	12.7	8-18	.444	0-0	.000	9-12	.750	10	19	29	4.1	12	0	2	3	5	0	25	3.6
40	BORGMAN, Evan	2-0	14	7.0	2-4	.500	0-1	.000	2-2	1.000	1	2	3	1.5	2	0	0	3	0	0	6	3.0
12	HUDSON, Chad	2-0	13	6.5	0-1	.000	0-1	.000	5-6	.833	0	0	0	0.0	2	0	1	2	0	0	5	2.5
Team											12	12	24				2					
Total.....		7	1400		184-399	.461	56-143	.392	92-146	.630	81	190	271	38.7	135	2	106	107	36	52	516	73.7
Opponents.....		7	1400		152-384	.396	42-148	.284	95-139	.683	68	167	235	33.6	134	1	70	112	23	50	441	63.0

Losses (11 total)

#	Player	gp-gs	min	avg	Total		3-Point		F-Throw		Rebounds				pf	dq	a	to	blk	stl	pts	avg
					fg-fga	fg%	3fg-fga	3fg%	ft-fa	ft%	off	def	tot	avg								
45	BRENNAN, Aaron	11-11	289	26.3	47-114	.412	8-37	.216	19-22	.864	12	24	36	3.3	30	2	16	16	9	9	121	11.0
25	PATTERSON, Ron	11-10	310	28.2	45-114	.395	25-71	.352	5-6	.833	6	22	28	2.5	21	0	19	12	6	13	120	10.9
01	HENDERSON, T.J.	11-3	282	25.6	31-93	.333	12-47	.255	32-40	.800	9	16	25	2.3	20	0	24	24	0	11	106	9.6
24	HALL, Evan	11-11	229	20.8	36-79	.456	0-0	.000	10-33	.303	20	29	49	4.5	33	0	7	19	6	4	82	7.5
00	MINNETT, Jaylen	11-3	242	22.0	24-63	.381	18-45	.400	12-14	.857	8	8	16	1.5	20	0	14	16	0	6	78	7.1
22	McCALL, D.J.	10-9	263	26.3	25-58	.431	5-16	.313	7-13	.538	26	22	48	4.8	22	2	11	14	2	17	62	6.2
31	KIRBY, Maurice	11-0	179	16.3	24-46	.522	0-0	.000	10-18	.556	18	27	45	4.1	22	0	7	11	0	3	58	5.3
10	ROGERS, Nick	9-8	229	25.4	13-45	.289	6-21	.286	10-14	.714	2	11	13	1.4	20	0	31	21	1	4	42	4.7
32	GOSS, Elyjah	11-0	156	14.2	18-46	.391	3-10	.300	7-7	1.000	13	20	33	3.0	14	0	5	9	3	8	46	4.2
12	HUDSON, Chad	4-0	11	2.8	2-4	.500	0-1	.000	0-1	.000	0	1	1	0.3	5	0	1	0	0	0	4	1.0
40	BORGMAN, Evan	4-0	8	2.0	0-1	.000	0-0	.000	2-2	1.000	1	1	2	0.5	0	0	0	0	0	0	2	0.5
35	THOMAS, Noah	1-0	2	2.0	0-0	.000	0-0	.000	0-0	.000	0	0	0	0.0	0	0	0	0	0	0	0	0.0
Team											22	16	38		1		3					
Total.....		11	2200		265-663	.400	77-248	.310	114-170	.671	137	197	334	30.4	208	4	135	145	27	75	721	65.5
Opponents.....		11	2200		303-562	.539	90-209	.431	173-225	.769	90	290	380	34.5	176	3	177	166	46	74	869	79.0

Home (6-2)

#	Player	gp-gs	min	avg	Total		3-Point		F-Throw		Rebounds				pf	dq	a	to	blk	stl	pts	avg
					fg-fga	fg%	3fg-fga	3fg%	ft-fa	ft%	off	def	tot	avg								
45	BRENNAN, Aaron	8-8	236	29.5	49-99	.495	13-33	.394	25-33	.758	14	37	51	6.4	18	0	22	18	8	9	136	17.0
25	PATTERSON, Ron	8-8	233	29.1	33-76	.434	17-51	.333	10-11	.909	5	18	23	2.9	18	0	18	13	11	11	93	11.6
01	HENDERSON, T.J.	8-2	188	23.5	27-63	.429	11-34	.324	17-22	.773	5	18	23	2.9	12	0	15	16	3	8	82	10.3
24	HALL, Evan	7-7	162	23.1	24-54	.444	0-0	.000	7-30	.233	17	25	42	6.0	24	1	4	10	8	8	55	7.9
22	McCALL, D.J.	8-7	213	26.6	22-39	.564	5-8	.625	5-14	.357	11	18	29	3.6	19	1	20	13	6	17	54	6.8
00	MINNETT, Jaylen	8-1	148	18.5	18-37	.486	11-27	.407	4-5	.800	2	5	7	0.9	13	0	11	12	1	2	51	6.4
31	KIRBY, Maurice	8-1	120	15.0	20-34	.588	0-0	.000	5-11	.455	9	28	37	4.6	16	0	4	9	3	2	45	5.6
10	ROGERS, Nick	7-6	181	25.9	8-32	.250	2-12	.167	19-25	.760	2	11	13	1.9	16	0	30	12	0	3	37	5.3
35	THOMAS, Noah	1-0	6	6.0	1-1	1.000	0-0	.000	2-2	1.000	1	3	4	4.0	3	0	0	0	1	0	4	4.0
32	GOSS, Elyjah	8-0	86	10.8	9-19	.474	0-0	.000	9-12	.750	10	18	28	3.5	14	0	2	2	5	1	27	3.4
40	BORGMAN, Evan	2-0	14	7.0	2-4	.500	0-1	.000	2-2	1.000	1	2	3	1.5	2	0	0	3	0	0	6	3.0
12	HUDSON, Chad	2-0	13	6.5	0-1	.000	0-1	.000	5-6	.833	0	0	0	0.0	2	0	1	2	0	0	5	2.5
Team											18	13	31				4					
Total.....		8	1600		213-459	.464	59-167	.353	110-173	.636	95	196	291	36.4	157	2	127	114	46	61	595	74.4
Opponents.....		8	1600		182-428	.425	54-156	.346	112-165	.679	80	185	265	33.1	160	2	82	130	30	48	530	66.2

Road (1-9)

Road (1-9)		Total				3-Point		F-Throw		Rebounds															
#	Player	gp-gs	min	avg	fg-fga	fg%	3fg-fga	3fg%	ft-fa	ft%	off	def	tot	avg	pf	dq	a	to	blk	stl	pts	avg			
25	PATTERSON, Ron	10-9	277	27.7	40-98	.408	23-61	.377	5-6	.833	4	25	29	2.9	21	1	18	11	1	12	108	10.8			
01	HENDERSON, T.J.	10-3	251	25.1	31-81	.383	13-39	.333	26-32	.813	8	16	24	2.4	19	0	20	24	0	8	101	10.1			
45	BRENNAN, Aaron	10-10	248	24.8	36-91	.396	5-29	.172	12-14	.857	9	19	28	2.8	28	2	13	16	5	6	89	8.9			
00	MINNETT, Jaylen	10-3	239	23.9	24-68	.353	19-47	.404	11-13	.846	8	9	17	1.7	17	0	13	14	0	7	78	7.8			
24	HALL, Evan	10-10	202	20.2	30-69	.435	0-0	.000	10-30	.333	21	27	48	4.8	28	0	6	22	6	3	70	7.0			
22	McCALL, D.J.	9-8	233	25.9	22-53	.415	5-17	.294	8-14	.571	23	22	45	5.0	17	1	10	13	1	16	57	6.3			
31	KIRBY, Maurice	10-0	169	16.9	20-43	.465	0-0	.000	10-16	.625	18	24	42	4.2	21	0	5	8	0	3	50	5.0			
10	ROGERS, Nick	8-7	201	25.1	14-50	.280	6-20	.300	5-8	.625	2	11	13	1.6	17	0	23	19	1	4	39	4.9			
32	GOSS, Elyjah	10-0	159	15.9	17-45	.378	3-10	.300	7-7	1.000	13	21	34	3.4	12	0	5	10	3	7	44	4.4			
12	HUDSON, Chad	4-0	11	2.8	2-4	.500	0-1	.000	0-1	.000	0	1	1	0.3	5	0	1	0	0	0	4	1.0			
40	BORGMAN, Evan	4-0	8	2.0	0-1	.000	0-0	.000	2-2	1.000	1	1	2	0.5	0	0	0	0	0	0	2	0.5			
35	THOMAS, Noah	1-0	2	2.0	0-0	.000	0-0	.000	0-0	.000	0	0	0	0.0	0	0	0	0	0	0	0	0.0			
Team											16	15	31		1			1							
Total.....		10	2000		236-603	.391	74-224	.330	96-143	.671	123	191	314	31.4	186	4	114	138	17	66	642	64.2			
Opponents.....		10	2000		273-518	.527	78-201	.388	156-199	.784	78	272	350	35.0	150	2	165	148	39	76	780	78.0			

2017-2018 INDIVIDUAL SUPERLATIVES

	IUPUI	Opponent
Points	25 - three times	27 - four times
Field Goals Made	12 - Aaron Brennan at E. Illinois (11/17/17)	11 - twice
Field Goals Attempted	20 - D.J. McCall at W. Illinois (11/28/17)	17 - twice
Highest FG Pct. (min. 5 made)	.714 (5-7) - three times	1.000 (5-5) - Trey Moses at Ball State (12/2/17)
3-Pt Field Goals Made	5 - Ron Patterson at Washington St. (12/16/17)	7 - Terrell Lewis at E. Illinois (11/17/17)
3-Pt Field Goals Attempted	13 - Ron Patterson at Washington St. (12/16/17)	9 - twice
3-Pt FG Pct. (min. 3 made)	1.000 (3-3) - Aaron Brennan vs. UDM (1/16/18)	1.000 (3-3) - David McFarland vs. SIUE (12/6/17)
Free Throws Made	8 - T.J. Henderson vs. Morehead State (11/21/17)	10 - Killian Tillie at Gonzaga (12/18/17)
Free Throws Attempted	10 - T.J. Henderson vs. Morehead State (11/21/17)	13 - Jajuan Starks at E. Illinois (11/17/17)
Free Throw Pct. (min. 5 made)	1.000 (8-8) - Nick Rogers vs. UDM (1/16/18)	1.000 (10-10) - Killian Tillie at Gonzaga (12/18/17)
Offensive Rebounds	7 - twice	5 - Manny Patterson vs. Green Bay (1/12/18)
Defensive Rebounds	8 - twice	13 - twice
Total Rebounds	12 - Elijah Goss vs. Anderson (11/13/17)	14 - Johnathan Williams at Gonzaga (12/18/17)
Assists	6 - three times	9 - Eddie Miles vs. IU Kokomo (12/22/17)
Turnovers	4 - 10 times	8 - Justin Mitchell at Wright State (12/30/17)
Blocked Shots	3 - three times	5 - Brandon Gilbeck at W. Illinois (11/28/17)
Steals	4 - three times	4 - Justin Mitchell at Wright State (12/30/17)
Minutes Played (regulation game)	38 - twice	40 - twice
Minutes Played (OT game)		

2017-2018 COMPARISON STATISTICS

Opponent	1st	2nd	Score	Mar	Total FG	FG Pct	3-Pointers	3FG Pct	Free Throws	FT Pct	Rebounds	Assist	T/Over	Block	Steal	Fouls
Bradley	19/28	34/40	53-68	(15)	15-53/25-56	.283/.446	6-20/12-21	.300/.571	17-20/6-12	.850/.500	35/39 (4)	8/20	12/14	1/3	6/4	17/20
ANDERSON	41/21	34/22	75-43	+32	29-56/13-51	.518/.255	6-18/4-24	.333/.167	11-14/13-24	.786/.542	41/32 +9	17/6	19/23	9/4	9/8	21/17
Eastern Illinois	41/38	38/42	79-80	(1)	34-57/24-47	.596/.511	8-17/9-20	.471/.450	3-7/23-31	.429/.742	29/26 +3	19/12	15/10	0/1	5/8	20/13
MOREHEAD STATE	32/25	35/36	67-61	+6	20-45/22-51	.444/.431	5-16/5-20	.313/.250	22-32/12-18	.688/.667	31/31 -	13/7	14/18	2/4	5/4	22/25
Western Illinois	24/48	53/42	77-90	(13)	29-73/29-48	.397/.604	9-30/10-17	.300/.588	10-18/22-26	.556/.846	34/37 (3)	14/14	10/17	2/8	8/3	21/14
Ball State	23/41	41/42	64-83	(19)	22-58/31-58	.379/.534	7-21/10-28	.333/.357	13-15/11-17	.867/.647	30/36 (6)	11/19	18/15	1/4	10/7	18/15
SIUE	41/42	40/40	81-82	(1)	30-60/27-47	.500/.574	6-23/11-16	.261/.688	15-26/17-25	.577/.680	31/30 +1	21/13	10/16	9/4	8/3	20/25
Purdue	31/40	30/46	61-86	(25)	23-54/31-57	.426/.544	7-21/8-26	.333/.308	8-11/16-17	.727/.941	26/30 (4)	10/20	18/13	1/3	7/11	18/11
Washington State	30/36	29/36	59-72	(13)	24-71/28-51	.338/.549	10-31/8-20	.323/.400	1-2/8-9	.500/.889	33/37 (4)	11/20	9/14	3/8	6/6	12/8
Gonzaga	31/47	40/54	71-101	(30)	25-64/34-50	.391/.680	5-22/8-18	.277/.444	16-21/25-29	.762/.862	24/38 (14)	9/16	10/17	0/2	4/7	23/20
IU KOKOMO	35/36	52/40	87-76	+11	34-68/27-65	.500/.415	7-19/9-23	.368/.391	12-19/13-22	.632/.591	43/40 +3	20/15	14/12	4/3	7/8	18/17
Northern Kentucky	22/31	37/46	59-77	(18)	21-62/31-54	.339/.574	8-21/6-15	.381/.400	9-13/9-12	.692/.750	31/38 (7)	10/18	12/13	3/7	7/8	16/15
Wright State	19/26	33/34	52-60	(8)	18-51/22-51	.353/.431	7-23/6-19	.304/.316	9-15/10-13	.600/.769	29/38 (9)	9/13	17/20	2/1	5/10	15/13
Green Bay	33/33	34/30	67-63	+4	25-60/18-46	.417/.391	7-18/1-17	.389/.059	10-21/26-33	.476/.788	43/31 +12	13/13	17/15	4/2	8/12	26/21
UIC	41/34	24/36	65-70	(5)	24-60/21-43	.400/.488	4-19/2-9	.211/.222	13-22/26-34	.591/.765	32/31 +1	13/12	14/17	5/5	9/7	28/22
MILWAUKEE	32/36	40/35	72-71	+1	25-55/27-53	.455/.509	14-25/8-19	.560/.421	8-12/9-13	.667/.692	28/34 (6)	15/10	10/14	6/2	8/3	15/12
GREEN BAY	35/24	32/37	67-61	+6	23-61/22-61	.377/.361	6-24/4-16	.250/.250	15-24/13-17	.625/.765	46/38 +8	11/8	17/14	5/5	7/8	19/23
DETROIT MERCY	45/26	36/40	81-66	+15	28-54/23-57	.519/.404	11-23/11-29	.478/.379	14-24/9-12	.583/.750	39/29 +10	17/11	16/16	6/3	8/7	14/19

Note: Game totals are displayed in the format TEAM/OPPONENT for each category

2017-2018 GAME-BY-GAME LEADERS / STARTING FIVES

Opponent	Starting 5	Points	Rebounds	Assists	Blocks	Steals
Carroll University #	Minnett-Henderson-Patterson-Hall-Brennan	Brennan (15)	Kirby (9)	Henderson (4)	Kirby (3)	Henderson (6)
at Bradley	Minnett-Henderson-Patterson-Hall-Brennan	Patterson (16)	Hall (7)	Henderson (3)	Hall (1)	Henderson (2)
Anderson	Minnett-Henderson-Patterson-Kirby-Brennan	Brennan (18)	Goss (12)	McCall (4)	Goss (3)	Henderson (3)
at Eastern Illinois	Minnett-Henderson-Patterson-Hall-Brennan	Brennan (25)	Brennan (7)	Patterson (6)	---	Patterson (2)
Morehead State	Henderson-McCall-Patterson-Hall-Brennan	Brennan (15)	Brennan (7)	2 tied w/ (3)	2 tied w/ (1)	McCall (2)
at Western Illinois	Henderson-McCall-Patterson-Hall-Brennan	McCall (25)	McCall (8)	Rogers (4)	w tied w/ (1)	2 tied w/ (2)
at Ball State	Minnett-Rogers-McCall-Hall-Brennan	Patterson (14)	Kirby (7)	3 tied w/ (2)	Rogers (1)	2 tied w/ (3)
SIUE	Henderson-Rogers-Patterson-Hall-Brennan	Brennan (25)	McCall (9)	Rogers (5)	2 tied w/ (3)	McCall (4)
at Purdue	Rogers-McCall-Patterson-Hall-Brennan	Kirby (16)	Goss (6)	Minnett (2)	Hall (1)	McCall (4)
at Washington St.	Rogers-McCall-Patterson-Hall-Brennan	Patterson (19)	Patterson (6)	2 tied w/ (3)	Brennan (2)	McCall (2)
at Gonzaga	Rogers-McCall-Patterson-Hall-Brennan	Henderson (18)	Kirby (5)	Rogers (5)	---	Patterson (2)
IU Kokomo	Rogers-McCall-Patterson-Hall-Brennan	Henderson (19)	Henderson (8)	Patterson (5)	4 tied w/ (1)	McCall (3)
at Northern Ky.	Rogers-McCall-Patterson-Hall-Brennan	McCall (11)	McCall (7)	Rogers (3)	Goss (2)	McCall (2)
at Wright State	Rogers-McCall-Patterson-Hall-Brennan	Minnett (11)	Hall (6)	3 tied w/ (2)	2 tied w/ (1)	Goss (2)
at Green Bay	Rogers-McCall-Patterson-Hall-Brennan	Henderson (13)	Hall (10)	3 tied w/ (3)	Hall (2)	McCall (4)
UIC	Rogers-McCall-Patterson-Hall-Brennan	Brennan (18)	Hall (7)	Rogers (6)	2 tied w/ (2)	Henderson (3)
Milwaukee	Rogers-McCall-Patterson-Hall-Brennan	Brennan (22)	Hall (9)	Rogers (5)	Hall (2)	Hall (3)
Green Bay	Rogers-McCall-Patterson-Hall-Brennan	Patterson (16)	Brennan (11)	McCall (4)	Patterson (2)	2 tied w/ (3)
Detroit Mercy	Rogers-McCall-Patterson-Hall-Brennan	Brennan (15)	2 tied w/ (7)	Rogers (6)	2 tied w/ (2)	3 tied w/ (2)
at Cleveland State						
at Y'town State						
at UIC						
at Detroit Mercy						
at Oakland						
Cleveland State						
Y'town State						
at Milwaukee						
Oakland						
Wright State						
Northern Ky.						
HL 1st Rd.						
HL 2nd Rd.						
HL 3rd Rd.						
HL Semis						
HL Finals						

2017-2018 POINTS-REBOUNDS-ASSISTS

Opponent	Date	Score	00	01	10	12	22	24	25
			MINNETT,JA	HENDERSON,	ROGERS,NIC	HUDSON,CHA	MCCALL,DJ	HALL,EVAN	PATTERSON,
at Bradley	11/11/17	53-68	L	5-2-1	10-3-3	DNP	0-1-0	DNP	11-7-1
ANDERSON	11/13/17	75-43	w	5-0-2	10-2-3	DNP	3-0-1	3-2-4	DNP
at Eastern Illinois	11/17/17	79-80	L	8-1-1	10-3-5	DNP	DNP	0-5-0	13-5-2
MOREHEAD STATE	11/21/17	67-61	w	11-0-2	11-5-3	0-2-2	DNP	8-4-3	6-1-0
at Western Illinois	11/28/17	77-90	L	12-4-2	7-2-2	4-0-4	DNP	25-8-1	4-6-0
at Ball State	12/02/17	64-83	L	8-0-1	11-1-2	5-1-2	DNP	0-6-2	4-3-0
SIUE	12/06/17	81-82	L	3-1-1	10-3-4	7-0-5	DNP	8-9-2	12-4-1
at Purdue	12/10/17	61-86	L	12-3-2	10-1-1	6-1-1	2-0-1	4-2-1	0-1-1
at Washington State	12/16/17	59-72	L	5-4-1	9-2-3	2-5-3	DNP	3-1-2	4-4-0
at Gonzaga	12/18/17	71-101	L	5-0-1	18-4-1	0-0-5	0-0-0	4-4-0	12-4-0
IU KOKOMO	12/22/17	87-76	w	8-2-2	19-8-2	2-0-4	2-0-0	6-2-2	13-4-1
at Northern Kentucky	12/28/17	59-77	L	3-0-2	7-4-1	5-1-3	2-0-0	11-7-1	9-2-0
at Wright State	12/30/17	52-60	L	11-1-2	6-1-1	6-1-2	DNP	5-3-0	3-6-1
at Green Bay	01/02/18	67-63	w	9-2-0	13-3-1	11-4-3	DNP	5-9-3	10-10-1
UIC	01/04/18	65-70	L	6-0-0	8-1-1	7-4-6	DNP	2-3-2	10-7-1
MILWAUKEE	01/10/18	72-71	w	6-0-3	5-1-0	9-2-5	DNP	9-1-2	4-9-1
GREEN BAY	01/12/18	67-61	w	4-1-1	8-1-0	4-4-2	DNP	5-5-4	6-10-0
DETROIT MERCY	01/16/18	81-66	w	8-3-0	11-2-2	8-1-6	DNP	13-3-1	4-7-0

Opponent	Date	Score	31	32	35	40	45
			KIRBY,MAUR	GOSS,ELYJA	THOMAS,NOA	BORGMAN,EV	BRENNAN,AA
at Bradley	11/11/17	53-68	L	1-5-0	2-6-0	DNP	2-1-0
ANDERSON	11/13/17	75-43	w	9-9-1	8-12-0	4-4-0	6-3-0
at Eastern Illinois	11/17/17	79-80	L	0-4-2	4-0-1	DNP	DNP
MOREHEAD STATE	11/21/17	67-61	w	2-2-0	4-4-0	DNP	DNP
at Western Illinois	11/28/17	77-90	L	2-3-1	10-1-1	DNP	DNP
at Ball State	12/02/17	64-83	L	8-7-1	7-6-1	DNP	DNP
SIUE	12/06/17	81-82	L	6-4-1	2-1-0	DNP	DNP
at Purdue	12/10/17	61-86	L	16-4-1	2-6-1	0-0-0	0-0-0
at Washington State	12/16/17	59-72	L	2-5-0	9-2-0	DNP	DNP
at Gonzaga	12/18/17	71-101	L	11-5-0	6-4-1	DNP	0-0-0
IU KOKOMO	12/22/17	87-76	w	7-7-0	6-5-2	DNP	0-0-0
at Northern Kentucky	12/28/17	59-77	L	4-4-0	2-2-0	DNP	0-1-0
at Wright State	12/30/17	52-60	L	2-3-0	2-4-0	DNP	DNP
at Green Bay	01/02/18	67-63	w	4-2-0	0-3-0	DNP	DNP
UIC	01/04/18	65-70	L	6-1-1	0-1-0	DNP	DNP
MILWAUKEE	01/10/18	72-71	w	5-6-0	0-1-0	DNP	DNP
GREEN BAY	01/12/18	67-61	w	6-4-0	3-1-0	DNP	DNP
DETROIT MERCY	01/16/18	81-66	w	4-4-1	4-3-0	DNP	DNP

2017-2018 TEAM SUPERLATIVES

<i>IUPUI High</i>	<i>IUPUI Low</i>	<i>Statistical Category</i>	<i>Opponent High</i>	<i>Opponent Low</i>
87 vs. IUK (12/22)	52 at Wright St. (12/30)	Points	101 at Gonzaga (12/18)	43 vs. Anderson (11/13)
45 vs. UDM (1/16)	19 - twice	First Half Points	48 at W. Illinois (11/28)	21 vs. Anderson (11/13)
53 at W. Illinois (11/28)	24 vs. UIC (1/4)	Second Half Points	54 at Gonzaga (12/18)	22 vs. Anderson (11/13)
34 - twice	15 at Bradley (11/11)	Field Goals	34 at Gonzaga (12/18)	13 vs. Anderson (11/13)
73 at W. Illinois (11/28)	45 vs. Morehead St. (11/21)	Field Goal Attempts	65 vs. IUK (12/22)	43 vs. UIC (1/4)
.596 at E. Illinois (11/17)	.283 at Bradley (11/11)	FG Percentage	.680 at Gonzaga (12/18)	.255 vs. Anderson (11/13)
14 vs. Milwaukee (1/10)	4 vs. UIC (1/4)	3-Point Field Goals	12 at Bradley (11/11)	1 at Green Bay (1/2)
31 at Washington St. (12/16)	16 vs. Morehead St. (11/21)	3-Point Field Goal Att.	29 vs. UDM (1/16)	9 vs. UIC (1/4)
.560 vs. Milwaukee (1/10)	.211 vs. UIC (1/4)	3-Point FG Percentage	.688 vs. SIUE (12/6)	.059 at Green Bay (1/2)
22 vs. Morehead St. (11/21)	1 at Washington St. (12/16)	Free Throws	26 - twice	6 at Bradley (11/11)
32 vs. Morehead St. (11/21)	2 at Washington St. (12/16)	Free Throw Attempts	34 vs. UIC (1/4)	9 at Washington St. (12/16)
.867 at Ball State (12/2)	.429 at E. Illinois (11/17)	Free Throw Percentage	.941 at Purdue (12/10)	.500 at Bradley (11/11)
18 at W. Illinois (11/28)	7 at Wright St. (12/30)	Offensive Rebounds	14 vs. Anderson (11/13)	5 - twice
32 vs. IUK (12/22)	13 at Gonzaga (12/18)	Defensive Rebounds	32 - twice	16 at E. Illinois (11/17)
46 vs. Green Bay (1/12)	24 at Gonzaga (12/18)	Total Rebounds	40 vs. IUK (12/22)	26 at E. Illinois (11/17)
28 vs. UIC (1/4)	12 at Washington St. (12/16)	Fouls	25 - twice	8 at Washington St. (12/16)
21 vs. SIUE (12/6)	8 at Bradley (11/11)	Assists	20 - three times	6 vs. Anderson (11/13)
19 vs. Anderson (11/13)	9 at Washington St. (12/16)	Turnovers	23 vs. Anderson (11/13)	10 at E. Illinois (11/17)
9 - twice	0 - twice	Blocked Shots	8 - twice	1 - twice
10 at Ball State (12/2)	4 at Gonzaga (12/18)	Steals	12 at Green Bay (1/2)	3 - three times

2017-2018 IUPUI JAGUARS BASKETBALL

HEAD COACH JASON GARDNER



Jason Gardner was named the eighth head coach in IUPUI men's basketball program's history on April 2, 2014. Gardner, the 1999 winner of the Indiana Mr. Basketball Award, spent a year on the University of Memphis bench and two seasons at Loyola prior to that.

In his first season on the Jaguars' bench, he guided IUPUI to 10 wins, more than tripling the program's Division I win total from a year prior. His hiring paid immediate dividends on the recruiting trail, as he immediately inked five Division I transfers, four of whom were former in-state standouts.

In year two, Gardner led the Jags to a 13-win season against one of the nation's stiffest schedules, including a 9-7 mark in league play and a finish in the top half of the league standings. He upped his program's win total to 14 in his third year while coaching the program's first Academic All-American (Matt O'Leary).

Gardner has shown he's a proven recruiter, inking talent, both through high school signees, transfers and graduate transfers.

While at Memphis, Gardner helped the Tigers to a 24-10 record as Shaq Goodwin and Joe Jackson earned All-Conference accolades. In addition, Memphis forward Austin Nichols was a unanimous selection to the American Athletics Conference All-Rookie Team after averaging 9.1 points and 4.2 boards per game. Gardner was a college teammate of current Memphis Head Coach Josh Pastner at Arizona.

Prior to coming to Memphis, Gardner was an assistant under Porter Moser at Loyola, helping the Ramblers to an eight-game improvement from 2011-12 to 2012-13. He coached Ben Averkamp to All-Horizon League accolades for two straight seasons, while Loyola point guard Cully Payne was a Bob Cousy Award nominee. He also helped recruit one of the top signing classes in the Horizon League prior to the 2012-13 season. Gardner's coaching career began in 2010 when he served as an assistant at nearby Cathedral High School.

Gardner's racked up numerous accolades during his prestigious high school, college and professional playing careers. He was a 1999 McDonald's and Parade All-American while at North Central High School, finishing his prep career with a school record 1,669 points. He was a two-time Gatorade Circle of Champions Indiana Player of the Year and was named the 1998-99 Indianapolis County Player of the Year by The Indianapolis Star and Indianapolis News. His senior season, he helped NCHS to the IHSAA 4A state championship and Tournament of Champions title while averaging 22.6 points, 4.7 rebounds, 4.0 assists and 3.0 steals per game.

The 5-foot-10 point guard was recruited to the University of Arizona by legendary Head Coach Lute Olsen, where he was a four-year All-American for the Wildcats. He was the 2002-03 Naismith National Player of the Year and Lowe's Senior CLASS award recipient. He was the 2000 consensus National Freshman of the Year and closed his career as one of four players in Pac-12 history with 1,500 points, 500 assists and 200 steals for a career. He helped lead Arizona to two Pac-12 regular season titles (2000, 2003) and four consecutive NCAA Tournament berths. The Wildcats made three Sweet Sixteens (2001, 2002, 2003), two Elite Eights (2001, 2003) and were the NCAA national runner-up in 2001. All total, Arizona won 107 games during Gardner's four seasons and he still holds school records for games started (135) and minutes played (4,825), while ranking third in school history with 1,984 career points. He also finished second in threes made (318) and fourth in assists (622). He earned his degree from the university in 2011 in disciplinary studies.

Gardner later played professionally overseas for more than eight years, primarily in Germany. In 2009, he was named MVP of German Basketball Bundesliga after helping Oldenburg to the league crown, averaging 13.7 points, 4.0 assists and 3.0 boards per game. He was a two-time Basketball Bundesliga All-Star, including starting the 2007 game.

Gardner is married to the former Jacquelyn Maxberry and the couple has four children, Jasper, Jason Jr., Jacob and Jackson.



THE GARDNER FILE

School: Arizona, '11

Seasons with IUPUI: fourth season

Career Record:..... 44-69 (4th year)

Coaching Experience:

..... 2014-pres., Head Coach, IUPUI

..... 2013-14, Assistant Coach, Memphis

..... 2011-13, Assistant Coach, Loyola (Ill.)

..... 2010-11, Assistant Coach, Cathedral H.S.



IUPUI PLAYER CAREER STATS

BRENNAN, Aaron

Season	gp-gs	min/avg	Total		3-Point		F-Throws		Rebounds										Scoring	
			fg-fga	pct	fg-fga	pct	ft-fita	pct	off	def	tot	avg	pf	fo	ast	to	blk	stl	pts	avg
2014-15	28-24	585/20.9	71-136	.522	3-8	.375	33-46	.717	36	52	88	3.1	72	1	27	44	7	21	178	6.4
2015-16	32-9	569/17.8	55-144	.382	1-9	.111	26-31	.839	37	78	115	3.6	68	0	33	31	11	12	137	4.3
2016-17	32-9	596/18.6	102-203	.502	27-57	.474	39-54	.722	27	85	112	3.5	76	4	26	30	10	16	270	8.4
2017-18	18-18	484/26.9	85-190	.447	18-62	.290	37-47	.787	23	56	79	4.4	46	2	35	34	13	15	225	12.5
TOTAL	110-60	2234/20.3	313-673	.465	49-136	.360	135-178	.758	123	271	394	3.6	262	7	121	139	41	64	810	7.4

HALL, Evan

Season	gp-gs	min/avg	Total		3-Point		F-Throws		Rebounds										Scoring	
			fg-fga	pct	fg-fga	pct	ft-fita	pct	off	def	tot	avg	pf	fo	ast	to	blk	stl	pts	avg
2015-16	23-11	383/16.7	50-97	.515	1-1	1.000	19-47	.404	41	50	91	4.0	67	4	14	17	7	10	120	5.2
2016-17	30-23	596/19.9	96-163	.589	0-0	.000	35-89	.393	73	83	156	5.2	83	1	14	40	24	16	227	7.6
2017-18	17-17	364/21.4	54-123	.439	0-0	.000	17-60	.283	38	52	90	5.3	52	1	10	32	14	11	125	7.4
TOTAL	70-51	1343/19.2	200-383	.522	1-1	1.000	71-196	.362	152	185	337	4.8	202	6	38	89	45	37	472	6.7

HENDERSON, T.J.

Season	gp-gs	min/avg	Total		3-Point		F-Throws		Rebounds										Scoring	
			fg-fga	pct	fg-fga	pct	ft-fita	pct	off	def	tot	avg	pf	fo	ast	to	blk	stl	pts	avg
2015-16	32-2	522/16.3	49-130	.377	22-64	.344	27-39	.692	5	48	53	1.7	48	1	35	44	2	30	147	4.6
2016-17	32-0	566/17.7	60-134	.448	30-75	.400	39-56	.696	10	40	50	1.6	58	1	52	38	5	32	189	5.9
2017-18	18-5	439/24.4	58-144	.403	24-73	.329	43-54	.796	13	34	47	2.6	31	0	35	40	3	16	183	10.2
TOTAL	82-7	1527/18.6	167-408	.409	76-212	.358	109-149	.732	28	122	150	1.8	137	2	122	122	10	78	519	6.3

HUDSON, Chad

Season	gp-gs	min/avg	Total		3-Point		F-Throws		Rebounds										Scoring	
			fg-fga	pct	fg-fga	pct	ft-fita	pct	off	def	tot	avg	pf	fo	ast	to	blk	stl	pts	avg
2016-17	10-0	23/2.3	1-4	.250	1-3	.333	1-4	.250	0	3	3	0.3	3	0	2	3	0	1	4	0.4
2017-18	6-0	24/4.0	2-5	.400	0-2	.000	5-7	.714	0	1	1	0.2	7	0	2	2	0	0	9	1.5
TOTAL	16-0	47/2.9	3-9	.333	1-5	.200	6-11	.545	0	4	4	0.3	10	0	4	5	0	1	13	0.8

McCALL, D.J.

Season	gp-gs	min/avg	Total		3-Point		F-Throws		Rebounds										Scoring	
			fg-fga	pct	fg-fga	pct	ft-fita	pct	off	def	tot	avg	pf	fo	ast	to	blk	stl	pts	avg
2014-15	31-15	664/21.4	52-124	.419	6-19	.316	39-61	.639	31	58	89	2.9	49	1	38	55	1	19	149	4.8
2016-17	32-22	678/21.2	51-120	.425	5-18	.278	45-77	.584	66	95	161	5.0	71	0	48	41	8	22	152	4.8
2017-18	17-15	446/26.2	44-92	.478	10-25	.400	13-28	.464	34	40	74	4.4	36	2	30	26	7	33	111	6.5
TOTAL	80-52	1788/22.4	147-336	.438	21-62	.339	97-166	.584	131	193	324	4.1	156	3	116	122	16	74	412	5.2

PATTERSON, Ron

Season	gp-gs	min/avg	Total		3-Point		F-Throws		Rebounds										Scoring	
			fg-fga	pct	fg-fga	pct	ft-fita	pct	off	def	tot	avg	pf	fo	ast	to	blk	stl	pts	avg
2016-17	32-10	757/23.7	107-242	.442	62-156	.397	21-30	.700	15	64	79	2.5	70	2	64	40	13	44	297	9.3
2017-18	18-17	510/28.3	73-174	.420	40-112	.357	15-17	.882	9	43	52	2.9	39	1	36	24	12	23	201	11.2
TOTAL	50-27	1267/25.3	180-416	.433	102-268	.381	36-47	.766	24	107	131	2.6	109	3	100	64	25	67	498	10.0

IUPUI PLAYER CAREER-HIGHS (bold means occurred in 2017-18 season)

	#0 JAYLEN MINNETT	#1 T.J. HENDERSON	#10 NICK ROGERS	#12 CHAD HUDSON	#22 D.J. McCALL	#24 EVAN HALL	#25 RON PATTERSON	#31 MAURICE KIRBY	#32 ELYJAH GOSS	#40 EVAN BORGMAN	#45 AARON BRENNAN
Points:	12 - 2x	19 (12/22/17)	11 (1/2/18)	3 - 2x	25 (11/28/17)	21 (1/11/17)	19 - 3x	16 (12/10/17)	10 (11/28/17)	6 (11/13/17)	25 - 2x
Rebounds:	4 - 2x	8 (12/22/17)	5 (12/16/17)	1 - 4x	13 (12/3/16)	11 - 2x	6 - 2x	9 (11/13/17)	12 (11/13/17)	3 (11/13/17)	11 - 2x
Assists:	3 (1/10/18)	6 (11/26/16)	6 - 2x	1 - 4x	7 (12/28/16)	4 (12/12/16)	6 - 2x	2 - 2x	2 (12/22/17)	---	4 - 4x
FG:	4 (11/28/17)	8 (12/22/17)	4 (1/2/18)	1 - 3x	9 (11/28/17)	9 (1/11/17)	8 (11/17/17)	8 (12/10/17)	4 - 2x	2 (11/13/17)	12 (11/17/17)
FGA:	12 (1/2/18)	12 - 4x	11 (1/2/18)	2 - 2x	20 (11/28/17)	13 (11/17/17)	16 (12/16/17)	12 (12/10/17)	8 (11/13/17)	3 (11/13/17)	17 - 2x
3FG:	3 - 3x	3 - 5x	2 - 2x	1 (12/12/16)	3 - 3x	1 (11/13/15)	5 - 3x	---	1 - 3x	---	4 (1/10/18)
3FGA:	8 (1/2/18)	8 (1/4/18)	5 (12/30/17)	2 (12/12/16)	7 (11/28/17)	1 (11/13/15)	13 (12/16/17)	---	2 - 3x	1 (11/13/17)	9 (1/10/18)
FT:	4 (12/10/17)	8 (11/21/17)	8 (1/16/18)	3 (11/13/17)	7 - 2x	8 (12/12/16)	4 (1/16/18)	5 (12/18/17)	4 - 2x	2 - 2x	6 - 3x
FTA:	4 (12/10/17)	10 (11/21/17)	8 - 1x	4 (11/13/17)	10 (12/29/14)	9 - 2x	6 (1/3/15)	6 (12/18/17)	6 (12/22/17)	2 - 2x	8 - 2x
Blocks:	1 (12/22/17)	2 - 2x	1 - 2x	---	2 (1/16/18)	3 - 3x	3 (12/6/17)	2 - 2x	3 (11/13/17)	---	3 - 2x
Steals:	3 (12/2/17)	4 - 2x	2 - 2x	1 (11/18/16)	4 - 3x	3 (1/10/18)	4 (11/22/16)	2 (12/10/17)	2 - 2x	---	3 - 3x
Minutes:	37 (11/11/17)	38 (11/17/17)	33 (1/4/18)	12 (11/13/17)	38 (2/19/15)	33 (1/18/17)	38 (11/17/17)	23 - 3x	23 (11/11/17)	13 (11/13/17)	35 (11/17/17)

LAST FOUR BOX SCORES

GAME #15 • UIC 70, IUPUI 65 (INDIANA FARMERS COLISEUM)

UIC 70 • 6-10, 1-2 HL

#	Player	Total		3-Ptr		Rebounds			PF	TP	A	TO	Blk	Stl	Min
		FG-FGA	FG-FGA	FT-FTA	Off	Def	Tot								
01	OTTEY, Marcus	*	7-9	0-1	5-6	0	6	6	4	19	2	1	0	3	31
04	FERGUSON, Tarkus	*	1-2	1-2	0-0	0	3	3	3	3	2	6	0	0	18
10	DIXSON, Dikembe	*	5-13	0-1	9-11	0	3	3	3	19	2	1	0	1	37
13	BLOUNT, Jordan	*	1-5	0-2	2-2	2	5	7	2	4	4	2	0	2	35
21	ODIASE, Tai	*	3-5	0-0	3-6	1	1	2	4	9	0	1	4	0	17
00	MATTHEWS, Dominique		0-1	0-1	1-2	0	1	1	0	1	1	2	0	1	11
02	DIGGINS, Michael		1-1	1-1	0-1	0	0	0	0	3	1	0	0	0	6
03	WILEY, Jacob		0-1	0-0	0-0	0	0	0	0	0	0	0	0	0	1
15	BOAHEN, Godwin		1-3	0-0	4-4	0	0	0	2	6	0	2	0	0	21
32	ROBINSON, Clint		2-3	0-1	2-2	1	3	4	4	6	0	2	1	0	23
Team					3	2	5								
Totals			21-43	2-9	26-34	7	24	31	22	70	12	17	5	7	200

FG % 1st Half: 11-19 57.9%

3FG % 1st Half: 1-4 25.0%

FT % 1st Half: 11-14 78.6%

2nd half: 10-24 41.7%

2nd half: 1-5 20.0%

2nd half: 15-20 75.0%

Game: 21-43 48.8%

Game: 2-9 22.2%

Game: 26-34 76.5%

Deadball Rebounds 3,3

IUPUI 65 • 4-11, 1-3 HL

#	Player	Total		3-Ptr		Rebounds			PF	TP	A	TO	Blk	Stl	Min
		FG-FGA	FG-FGA	FT-FTA	Off	Def	Tot								
10	ROGERS, Nick	*	1-2	0-0	5-8	0	4	4	3	7	6	3	0	0	33
22	McCALL, D.J.	*	1-4	0-0	0-0	1	2	3	4	2	2	1	1	1	25
24	HALL, Evan	*	4-10	0-0	2-6	4	3	7	4	10	1	0	0	1	30
25	PATTERSON, Ron	*	4-14	0-6	0-0	1	1	2	4	8	1	0	2	2	27
45	BRENNAN, Aaron	*	6-12	0-3	6-7	1	5	6	2	18	1	2	2	1	33
00	MINNETT, Jaylen		2-2	2-2	0-0	0	0	0	4	6	0	2	0	0	12
01	HENDERSON, T.J.		3-12	2-8	0-0	0	1	1	3	8	1	2	0	3	24
31	KIRBY, Maurice		3-3	0-0	0-1	0	1	1	2	6	1	2	0	0	9
32	GOSS, Elyjah		0-1	0-0	0-0	0	1	1	2	0	0	0	0	1	7
Team					6	1	7								
Totals			24-60	4-19	13-22	13	19	32	28	65	13	14	5	9	200

FG % 1st Half: 17-36 47.2%

3FG % 1st Half: 3-11 27.3%

FT % 1st Half: 4-6 66.7%

2nd half: 7-24 29.2%

2nd half: 1-8 12.5%

2nd half: 9-16 56.3%

Game: 24-60 40.0%

Game: 4-19 21.1%

Game: 13-22 59.1%

Deadball Rebounds 5,1

Officials: Bo Boroski (R), Rob Riley, John Floyd

Technical fouls: UIC-FERGUSON, Tarkus. IUPUI-None.

Attendance: 815

Score by periods			1st	2nd	Total
UIC			34	36	70
IUPUI			41	24	65

Points

UIC

IUPUI

In Paint

Off T/O

2nd Chance

Fast Break

Bench

UIC

IUPUI

36

30

14

24

6

6

15

20

Last FG - UIC 2nd-00:45, IUPUI 2nd-00:04.

Largest lead - UIC by 7 2nd-00:36, IUPUI by 13 1st-08:49.

UIC led for 04:33. IUPUI led for 31:52. Game was tied for 03:35.

Score tied - 4 times.

Lead changed - 1 time.

GAME #16 • IUPUI 72, MILWAUKEE 71 (INDIANA FARMERS COLISEUM)

Milwaukee 71 • 9-9, 2-3 HL

#	Player	Total		3-Ptr		Rebounds			PF	TP	A	TO	Blk	Stl	Min
		FG-FGA	FG-FGA	FT-FTA	Off	Def	Tot								
14	JOHNSON, Vance	f	2-5	0-0	2-2	2	1	3	3	6	0	2	0	0	11
50	PRAHL, Brett	f	3-4	0-1	4-4	1	4	5	1	10	0	2	2	1	34
01	BELL, Jeremiah	g	8-17	4-6	1-2	0	4	4	1	21	3	1	0	0	34
03	STULL, Brock	g	6-12	3-6	0-0	0	6	6	2	15	1	3	0	0	37
13	HAAS, August	g	2-4	1-3	0-1	0	2	2	1	5	6	2	0	2	29
00	BARNES, Bryce		0-1	0-1	0-0	0	2	2	1	0	0	1	0	0	11
05	WARREN-NEWSOME, C		0-2	0-2	2-2	1	0	1	0	2	0	1	0	0	9
24	NZE, Bryce		6-8	0-0	0-2	4	3	7	3	12	0	1	0	0	35
Team					2	2	4								
Totals			27-53	8-19	9-13	10	24	34	12	71	10	14	2	3	200

FG % 1st Half: 14-27 51.9%

3FG % 1st Half: 4-12 33.3%

FT % 1st Half: 4-6 66.7%

2nd half: 13-26 50.0%

2nd half: 4-7 57.1%

2nd half: 5-7 71.4%

Game: 27-53 50.9%

Game: 8-19 42.1%

Game: 9-13 69.2%

Deadball Rebounds 1

IUPUI 72 • 5-11, 2-3 HL

#	Player	Total		3-Ptr		Rebounds			PF	TP	A	TO	Blk	Stl	Min
		FG-FGA	FG-FGA	FT-FTA	Off	Def	Tot								
24	HALL, Evan	f	2-6	0-0	0-2	4	5	9	2	4	1	2	2	3	29
45	BRENNAN, Aaron	f	8-17	4-9	2-2	1	3	4	3	22	3	0	1	1	32
10	ROGERS, Nick	g	3-9	1-2	2-2	1	1	2	2	9	5	2	0	2	32
22	McCALL, D.J.	g	3-5	2-2	1-2	0	1	1	0	9	2	0	0	2	28
25	PATTERSON, Ron	g	4-8	4-7	0-0	0	2	2	2	12	1	4	1	0	27
00	MINNETT, Jaylen		2-4	2-4	0-0	0	0	0	1	6	3	1	0	0	18
01	HENDERSON, T.J.		1-2	1-1	2-2	0	1	1	0	5	0	0	0	0	15
31	KIRBY, Maurice		2-4	0-0	1-2	2	4	6	3	5	0	0	1	0	16
32	GOSS, Elyjah		0-0	0-0	0-0	0	1	1	2	0	0	0	1	0	3
Team					1	1	2								
Totals			25-55	14-25	8-12	9	19	28	15	72	15	10	6	8	200

FG % 1st Half: 11-28 39.3%

3FG % 1st Half: 7-12 58.3%

FT % 1st Half: 3-4 75.0%

2nd half: 14-27 51.9%

2nd half: 7-13 53.8%

2nd half: 5-8 62.5%

Game: 25-55 45.5%

Game: 14-25 56.0%

Game: 8-12 66.7%

Deadball Rebounds 1

Officials: Terry Oglesby (R), Kelly Pfeifer, Lewis Garrison

Technical fouls: Milwaukee-None. IUPUI-None.

Attendance: 1002

Score by periods			1st	2nd	Total
Milwaukee			36	35	71
IUPUI			32	40	72

Points

MKE

IUPUI

In Paint

T/O

2nd Chance

Fast Break

Bench

Milwaukee

IUPUI

36

20

8

15

4

2

14

16

Last FG - MKE 2nd-00:06, IUPUI 2nd-00:00.

Largest lead - MKE by 8 2nd-16:08, IUPUI by 6 1st-17:24.

MKE led for 24:35. IUPUI led for 11:45. Game was tied for 03:40.

Score tied - 7 times.

Lead changed - 8 times.

GAME #17 • IUPUI 67, GREEN BAY 61 (INDIANA FARMERS COLISEUM)

Green Bay 61 • 7-13, 2-5 HL

#	Player	Total		3-Ptr		Rebounds			PF	TP	A	TO	Blk	Stl	Min
		FG-FGA	FG-FGA	FT-FTA	Off	Def	Tot								
15	PATTERSON, Manny	f	5-7	0-0	4-5	5	3	8	4	14	1	0	0	1	19
42	JESPERSON, David	f	4-8	2-5	0-0	1	3	4	2	10	0	0	0	0	19
02	PIPES, PJ	g	2-6	0-1	1-2	0	2	2	3	5	1	2	0	0	23
03	SMALL, Khalil	g	3-12	0-2	1-2	2	4	6	1	7	1	3	0	0	33
22	COHEN III, Sandy	g	0-5	0-3	2-2	0	1	1	4	2	1	2	1	2	22
00	PARHAM, TJ		0-4	0-1	2-2	0	2	2	2	2	0	2	0	2	11
01	BAINS, Sukhjot		0-1	0-0	0-0	0	1	1	2	0	1	0	1	0	18
13	BELL, Trevian		2-5	1-1	0-0	0	1	1	1	5	0	1	1	0	15
21	HANKERSON, Kameron		6-12	1-3	3-4	0	6	6	2	16	3	3	1	2	29
34	CHEVALIER, Will		0-1	0-0	0-0	0	1	1	2	0	0	0	0	0	11
Team					3	3	6								
Totals			22-61	4-16	13-17	11	27	38	23	61	8	14	5	8	200

FG % 1st Half: 8-27 29.6%

3FG % 1st Half: 0-7 0.0%

FT % 1st Half: 8-10 80.0%

2nd half: 14-34 41.2%

2nd half: 4-9 44.4%

2nd half: 5-7 71.4%

Game: 22-61 36.1%

Game: 4-16 25.0%

Game: 13-17 76.5%

Deadball Rebounds 3

IUPUI 67 • 6-11, 3-3 HL

#	Player	Total		3-Ptr		Rebounds			PF	TP	A	TO	Blk	Stl	Min
		FG-FGA	FG-FGA	FT-FTA	Off	Def	Tot								
24	HALL, Evan	f	1-6	0-0	4-8	5	5	10	5	6	0	2	1	1	18
45	BRENNAN, Aaron	f	5-12	1-5	4-4	4	7	11	4	15	3	3	0	0	34
10	ROGERS, Nick	g	1-5	0-3	2-2	1	3	4	2	4	2	1	0	0	28
22	McCALL, D.J.	g	2-4	0-1	1-4	0	5	5	1	5	4	2	1	3	27
25	PATTERSON, Ron	g	6-12	3-8	1-1	1	4	5	2	16	1	1	2	3	29
00	MINNETT, Jaylen		2-4	0-2	0-1	0	1	1	0	4	1	3	0	0	15
01	HENDERSON, T.J.		3-12	2-5	0-0	0	1	1	3	8	0	3	0	0	23
31	KIRBY, Maurice		2-4	0-0	2-3	2	2	4	1	6	0	2	1	0	17
32	GOSS, Elyjah		1-2	0-0	1-1	1	0	1	1	3	0	0	0	0	9
Team					3	1	4								
Totals			23-61	6-24	15-24	17	29	46	19	67	11	17	5	7	200

FG % 1st Half: 12-31 38.7%

3FG % 1st Half: 4-13 30.8%

FT % 1st Half: 7-10 70.0%

2nd half: 11-30 36.7%

2nd half: 2-11 18.2%

2nd half: 8-14 57.1%

Game: 23-61 37.7%

Game: 6-24 25.0%

Game: 15-24 62.5%

Deadball Rebounds 3

Officials: Bo Boroski (R), Todd Von Sossan, Marcus Gossard

Technical fouls: Green Bay-None. IUPUI-None.

Attendance: 827

Score by periods			1st	2nd	Total
Green Bay			24	37	61
IUPUI			35	32	67

Points

In Paint

GB

IUPUI

Off T/O

19

7

2nd Chance

17

15

Fast Break

6

4

Bench

23

21

Last FG - GB 2nd-00:12, IUPUI 2nd-03:10,
Fastest lead - GB by 2-13:15, IUPUI by 16 2nd-05:54,
GB led for 0:15, IUPUI led for 35:17, Game was tied for 0:32.

Score tied - 2 times.
Lead changed - 2 times.